



Cruise collection // Alu

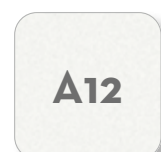
Design Ludovica + Roberto Palomba

Finishing


Aluminium frame



teal green



white



graphite

Seat / backrest / armrest fabric cushions



dark grey



mambo sand



outmap turquoise



mambo white-cool grey

Synthetic rope




dark grey



sand



teal green



calacatta 12mm



ceppo di gré 12mm

Gres table top

Pillows fabric 60x40 45x25 (optional)



twill yellow



ocean pattern



city life pattern



dark grey



plain white



mambo sand



outmap turquoise



plain beige



alga



mambo white-cool grey

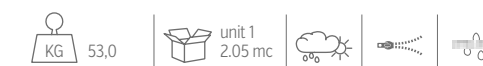


plain bordeaux

SOFA 3 SEATER/ CODE: CRUALUDIV



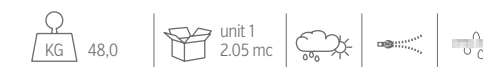
Width	Depth	Height	H. armrest	H. seat	H. cushion
242	101	71	60	43	16



SOFA DX / CODE: CRUALUDIVDX



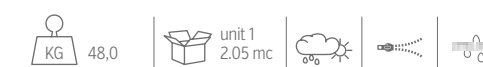
Width	Depth	Height	H. armrest	H. seat	H. cushion
228	101	71	60	43	16



SOFA SX / CODE: CRUALUDIVSX



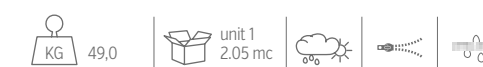
Width	Depth	Height	H. armrest	H. seat	H. cushion
228	101	71	60	43	16



SOFA CORNER DX / CODE: CRUALUANGDX



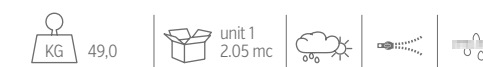
Width	Depth	Height	H. seat	H. cushion
228	101	71	43	16



SOFA CORNER SX / CODE: CRUALUANGSX



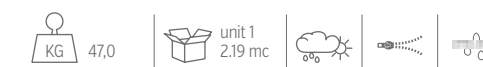
Width	Depth	Height	H. seat	H. cushion
228	101	71	43	16



SOFA LOUNGE XL DX / CODE: CRUALUXLDX



Width	Depth	Height	H. armrest	H. seat	H. cushion
155	176	71	60	43	16

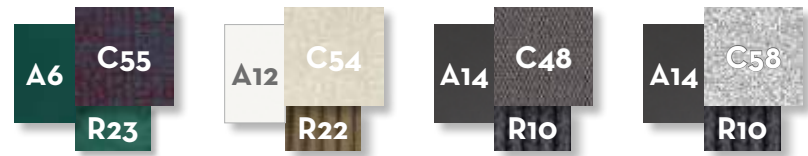


SOFA LOUNGE XL SX / CODE: CRUALUXLSX



Width 155 | Depth 176 | Height 71 | H. armrest 60 | H. seat 43 | H. cushion 16

KG 47,0 | unit 1 2.19 mc | ☁️ | 🔧 | 🛠️

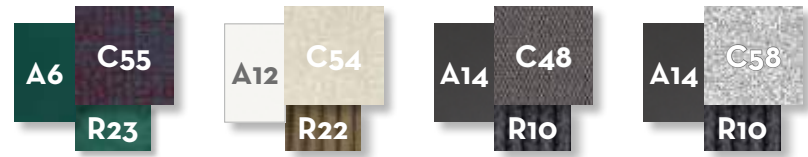


SOFA CX 2 SEATER / CODE: CRUALUCX2



Width 165 | Depth 101 | Height 71 | H. seat 43 | H. cushion 16

KG 46,0 | unit 1 1.34 mc | ☁️ | 🔧 | 🛠️

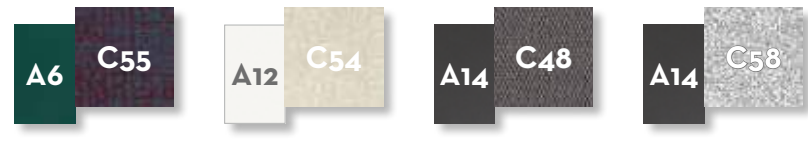


BENCH / CODE: CRUALUBEN



Width 165 | Depth 92 | H. seat 43 | H. cushion 16

KG 31,0 | unit 1 0.83 mc | ☁️ | 🔧 | 🛠️



POUF 150X150 / CODE: CRUALUPUF



Width 150 | Depth 150 | Height 43 | H. cushion 16

KG 35,0 | unit 1 1.24 mc | ☁️ | 🔧 | 🛠️

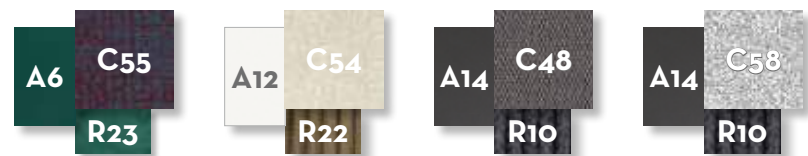


SOFA LOVE SEAT / CODE: CRUALULOV



Width 163 | Depth 79 | Height 71 | H. armrest 58 | H. seat 47 | H. cushion 16

KG 19,0 | unit 1 1.05 mc | ☁️ | 🔧 | 🛠️

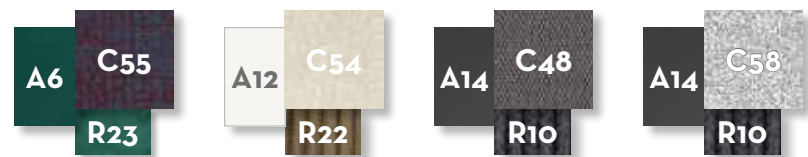


LIVING ARMCHAIR / CODE: CRUALUPL



Width 96 | Depth 79 | Height 71 | H. armrest 58 | H. seat 47 | H. cushion 16

KG 10,0 | unit 1 0.54 mc | ☁️ | 🔧 | 🛠️




COFFEE TABLE 160X90 / CODE: CRUALUTC160



Width 160 | Depth 90 | Height 35

KG 47,0 | unit 1+1 0.19 mc | ☁️ | 🔧




COFFEE TABLE 120X120 / CODE: CRUALUTC120



Width 120 | Depth 120 | Height 35

KG 46,0 | unit 1+1 0.18 mc | ☁️ | 🔧




ROUND COFFEE TABLE D120 / CODE: CRUALUTCT120



Width 120 | Depth 120 | Height 35

KG 38,0 | unit 1+1 0.15 mc | ☁️ | 🔧




SIDE TABLE / CODE: CRUALUTL



Width 45 | Depth 92 | Height 6


KG 18,0 | unit 1 0.04 mc | ☁️ | 🔧



ROUND DINING TABLE D 150 / CODE: CRUALUTPT150



Width 150 | Depth 150 | Height 75



DINING TABLE 150X150 / CODE: CRUALUTP150




Width 150 | Depth 150 | Height 75



DINING TABLE 250X100 / CODE: CRUALUTP250



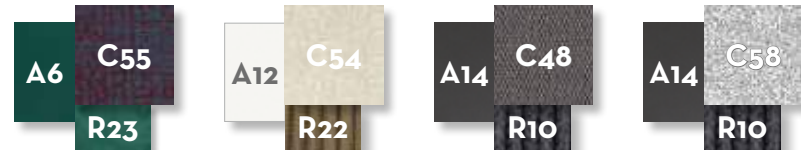
Width 250 | Depth 100 | Height 75



DINING ARMCHAIR / CODE: CRUALUPP




Width 69 | Depth 66 | Height 74 | H. armrest 66 | H. seat 44 | H. cushion 5



SUNBED / CODE: CRUALULET



Width 200 | Depth 90 | Height 30 | H. cushion 8





Casildacollection

Design Ramón Esteve

Un armonico dialogo tra geometrie razionali e luci calde, tra tessuti avvolgenti e colori neutri. La collezione Casilda ripropone i grafemi più iconici del designer, trovando un equilibrio perfetto delle linee e dei materiali. Ecco come nasce un instant classic.

Plain geometries and warming lighting, captivating fabrics and neutral palette. Everything is in its right place. Casilda collection sums up every iconic features of the designer, finding a perfect balance between materials and shapes. A new instant classic has born.








Casildacollection

dining chair & dining table 150x150
mokka frame
cushions in grey mélange colour







Casildacollection

sofa cx
graphite frame
cushions in dark grey colour









Casildacollection

dining armchair & dining table 260x100
graphite frame
cushions in dark grey colour

















Casildacollection

daybed
graphite frame
cushions in light grey colour
deco in white & light grey colour





Casildacollection

Design Ramón Esteve

Finishing

Stainless steel frame




Synthetic elastic belt



Cushions fabric / pillows daybed 45x45



Stone table top/slats

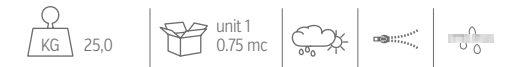


Accoya wood table top

SOFA DX / CODE: CASIDX



Width	Depth	Height	H. armrest	H. seat	H. cushion
100	100	64	60	46	37



SOFA SX / CODE: CASISX



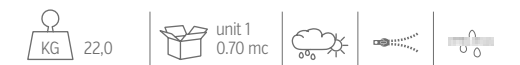
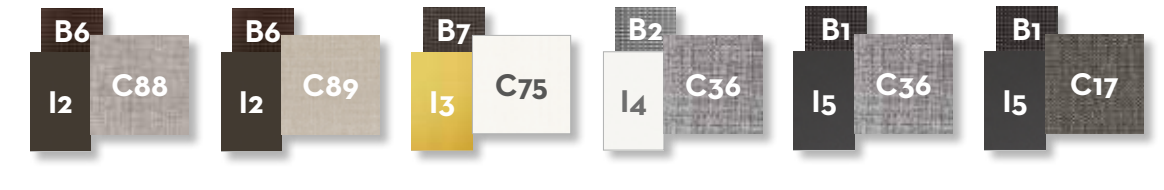
Width	Depth	Height	H. armrest	H. seat	H. cushion
100	100	64	60	46	37



SOFA CX / CODE: CASICX



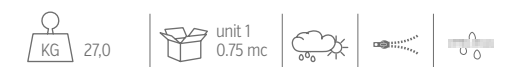
Width	Depth	Height	H. seat	H. cushion
95	100	64	46	37



SOFA CORNER / CODE: CASIANG



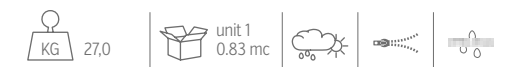
Width	Depth	Height	H. seat	H. cushion
100	100	64	46	37



LIVING ARMCHAIR / CODE: CASIPL



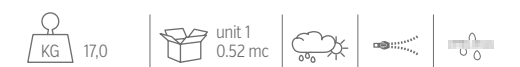
Width	Depth	Height	H. armrest	H. seat	H. cushion
105	100	64	60	46	37



POUF / CODE: CASIPUF



Width	Depth	Height	H. cushion
95	100	46	37



COFFEE TABLE 100x100 / CODE: CASITC100



Width 100 | Depth 100 | Height 17

KG 29,0 | unit 1 0.22 mc | ☁️



COFFEE TABLE 140x70 / CODE: CASITC70



Width 140 | Depth 70 | Height 28

KG 28,0 | unit 1 0.34 mc | ☁️



COFFEE TABLE 140x140 / CODE: CASIT



Width 140 | Depth 140 | Height 28

KG 55,0 | unit 1 0.66 mc | ☁️

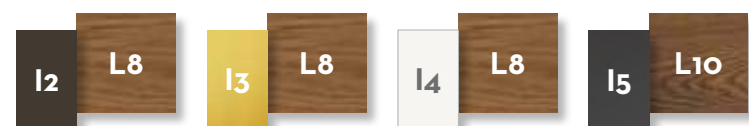


TABLE 90x90 / CODE: CASITP90



Width 90 | Depth 90 | Height 74

KG 18,0 | unit 1 0.69 mc | ☁️ | 🪑 x4

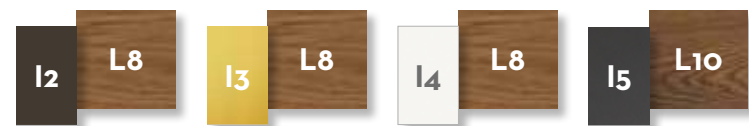


BAR TABLE 125x70 / CODE: CASITP125



Width 125 | Depth 70 | Height 105

KG 21,0 | unit 1 1.49 mc | ☁️ | 🪑 x4



DINING TABLE 150x150 / CODE: CASITP150



Width 150 | Depth 150 | Height 76

KG 62,0 | unit 1+1 0.78 mc | ☁️ | 🪑 x8

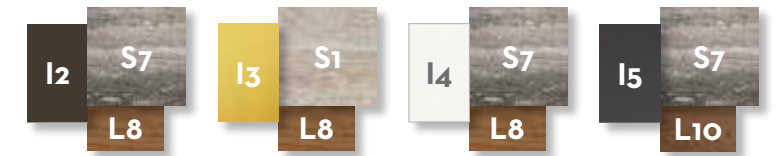


DINING TABLE 200x100 / CODE: CASITP200



Width 200 | Depth 100 | Height 76

KG 60,0 | unit 1+1 0.62 mc | ☁️ | 🪑 x8

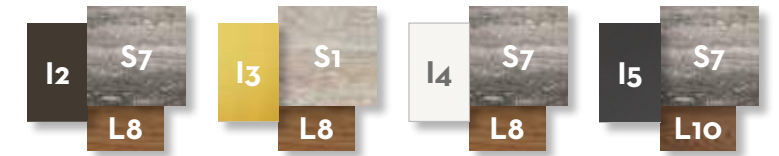


DINING TABLE 260x100 / CODE: CASITP260



Width 260 | Depth 100 | Height 76

KG 75,0 | unit 1+1 0.78 mc | ☁️ | 🪑 x10




DINING CHAIR / CODE: CASISP



Width 53 | Depth 55 | Height 79 | H. seat 46 | H. cushion 3

KG 4,0 | unit 2 0.43 mc | ☁️ | 🪑



DINING ARMCHAIR / CODE: CASIPP



Width 65 | Depth 55 | Height 79 | H. armrest 64 | H. seat 46 | H. cushion 3

KG 4,5 | unit 2 0.53 mc | ☁️ | 🪑




BAR STOOL / CODE: CASISGA



Width 53 | Depth 50 | Height 98 | H. seat 77 | H. cushion 3

KG 5,5 | unit 2 0.36 mc | ☁️ | 🪑



SUNBED / CODE: CASILET



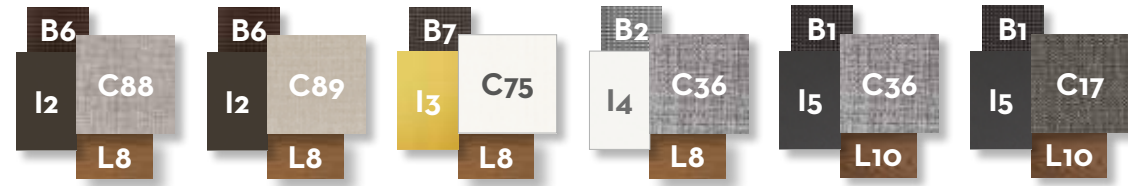
Width 202 | Depth 78 | Height 34 | H. cushion 7



DAYBED / CODE: CASIBED



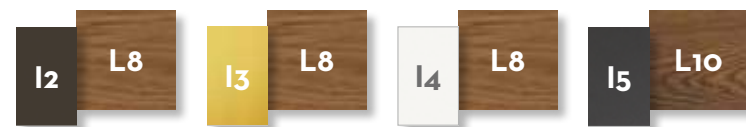
Width 200 | Depth 200 | Height 200 | H. armrest 57 | H. seat 53 | H. cushion 30 | Shelf 63x19



LAMP L / CODE: CASILAMPL



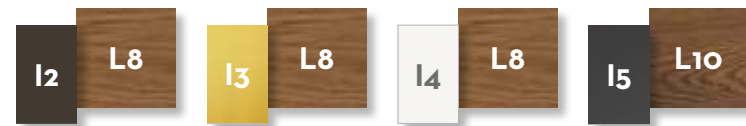
Width 23 | Depth 20 | Height 175



LAMP S / CODE: CASILAMPS



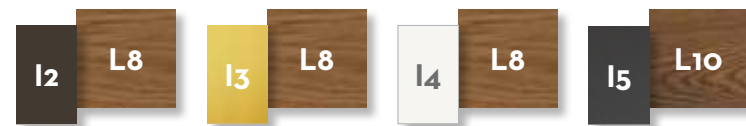
Width 63 | Depth 15 | Height 40



LAMP XS / CODE: CASILAMPXS



Width 23 | Depth 20 | Height 40





Leafcollection

Design Marco Acerbis

Una collezione che si ispira alla natura con cui il mondo outdoor dialoga costantemente. La leggerezza dei petali di un fiore e la loro eleganza sono stati l'incipit per una nuova collezione dove alle proporzioni curate ma generose si unisce il comfort di una cuscineria di grande morbidezza e sensualità. I piedini sono snelli e slanciati per creare un forte senso di sospensione della cuscineria dei divani che sembra galleggiare nell'aria come un fiore sul suo gambo. Tutti questi dettagli e queste sensazioni sono poi naturalmente trasportate nello sviluppo dell'intera collezione che comprende il tavolo, i tavoli da caffè, le sedie ed il lettino prendisole.

Leaf is a collection inspired by nature, with which the outdoor world is in constant dialogue. The lightness of a flower's petals and their elegance have been the incipit for a new collection where the careful but generous proportions are combined with the comfort of cushions of great softness and sensuality. The feet are slender and slender to create a strong sense of suspension of the sofa cushions that seem to float in the air like a flower on its stalk. All these details and sensations are then naturally carried over into the development of the entire collection, which includes the table, coffee tables, chairs and sun lounger.









Leafcollection

sofa
graphite frame
cushions in inkas bronze colour
deco in inkas bronze, inkas white & inkas pattern
backrest covering in woven dark grey colour





Leafcollection

living armchair
graphite frame
cushions in inkas pattern
deco in inkas bronze & inkas pattern
backrest covering in woven dark grey colour







Leafcollection

coffee table 80x80
graphite frame
top table in vitter dark grey colour









Leafcollection

dining table 220x100 & dining chair
white frame
woven in light grey colour
cushion in silver colour
top table in vitter light metal colour





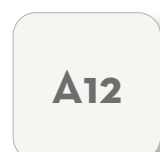


Leaf collection


Design Marco Acerbis

Finishing

Aluminium frame



white



graphite



mokka

Covering backrest / armrest fabric



woven light grey



woven dark grey



woven dove

Vitter table top



light metal



dark grey



corten

Accoya table top



natural teak colour

Seat / backrest / armrest fabric cushions



dove mélange



ash



silver



inkas bronze



inkas pattern



iris sand

Pillows fabric 60x60 45x45 (optional)



dove mélange



dark grey



dark green



ash



silver



plain grey



plain white



leather brown



leather peal



velvet antique green



velvet ocean



inkas bronze



inkas ivory



inkas pattern



iris sand



iris white

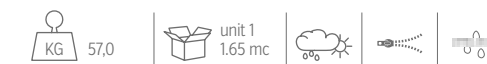


mambo line pattern

SOFA 3 SEATER / CODE: LEADIV3



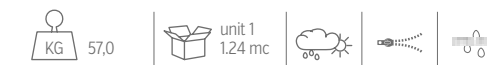
Width	Depth	Height	H. armrest	H. seat	H. cushion
256	86	69	58	41	17



SOFA 2 SEATER / CODE: LEADIV2



Width	Depth	Height	H. armrest	H. seat	H. cushion
190	86	69	58	41	17



SOFA DX / CODE: LEADX



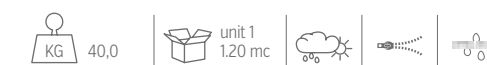
Width	Depth	Height	H. armrest	H. seat	H. cushion
186	86	69	58	41	17



SOFA SX / CODE: LEASX



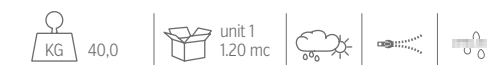
Width	Depth	Height	H. armrest	H. seat	H. cushion
186	86	69	58	41	17



SOFA CORNER DX / CODE: LEADXANG



Width	Depth	Height	H. seat	H. cushion
190	86	69	41	17



SOFA CORNER SX / CODE: LEASXANG



Width	Depth	Height	H. seat	H. cushion
190	86	69	41	17

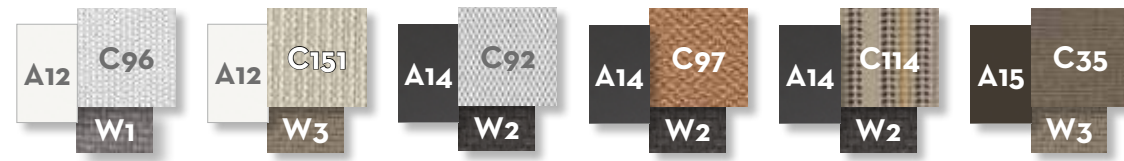


SOFA CX / CODE: LEACX



Width 183 | Depth 86 | Height 69 | H. seat 41 | H. cushion 17

KG 35,0 | unit 1 1.16 mc | ☁️ | 🔧 | 🛫

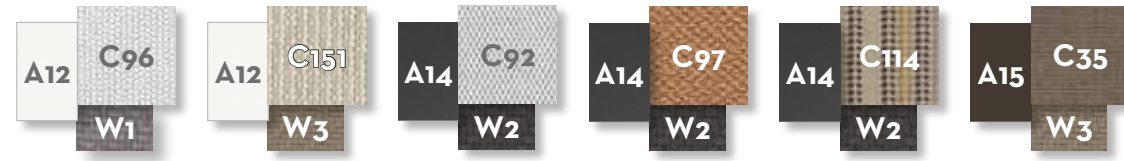


SOFA LOUNGE XL DX / CODE: LEAXLDX



Width 132 | Depth 158 | Height 69 | H. armrest 58 | H. seat 41 | H. cushion 17

KG 40,0 | unit 1 1.56 mc | ☁️ | 🔧 | 🛫



SOFA LOUNGE XL SX / CODE: LEAXLSX



Width 132 | Depth 158 | Height 69 | H. armrest 58 | H. seat 41 | H. cushion 17

KG 40,0 | unit 1 1.56 mc | ☁️ | 🔧 | 🛫

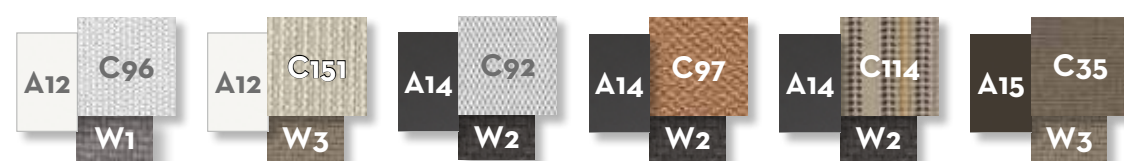


LIVING ARMCHAIR / CODE: LEAPL



Width 102 | Depth 86 | Height 69 | H. armrest 58 | H. seat 41 | H. cushion 17

KG 28,0 | unit 1 0.65 mc | ☁️ | 🔧 | 🛫

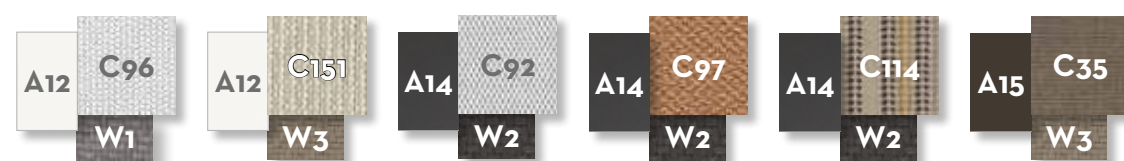


LOUNGE ARMCHAIR / CODE: LEAPLON



Width 64 | Depth 66 | Height 73 | H. seat 43 | H. cushion 6

KG 11,0 | unit 1 0.35 mc | ☁️ | 🔧 | 🛫

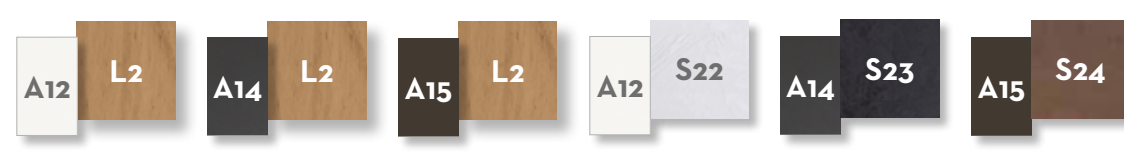


COFFEE TABLE 50X80 / CODE: LEATC5080



Width 50 | Depth 80 | Height 26

KG 15,0 | unit 1 0.13 mc | ☁️ | 🔧 | 🛫

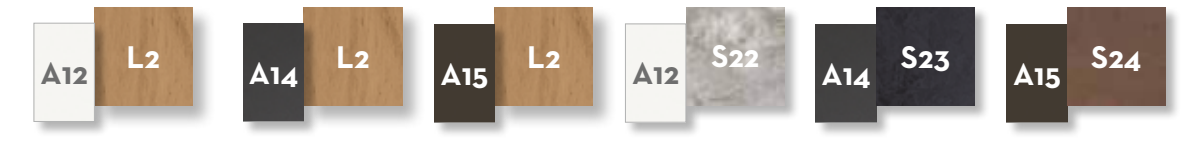


COFFEE TABLE 70X100 / CODE: LEATC70100



Width 70 | Depth 100 | Height 26

KG 23,0 | unit 1 0.22 mc | ☁️ | 🔧 | 🛫

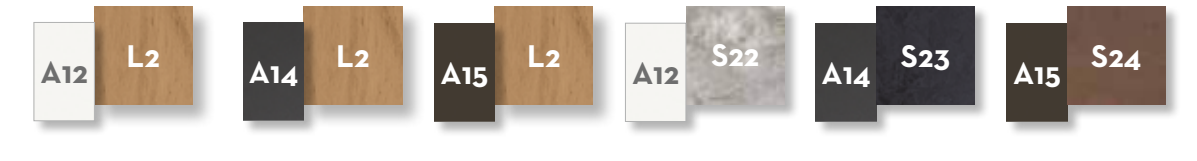


COFFEE TABLE 80X80 / CODE: LEATC8080



Width 80 | Depth 80 | Height 26

KG 18,0 | unit 1 0.20 mc | ☁️ | 🔧 | 🛫

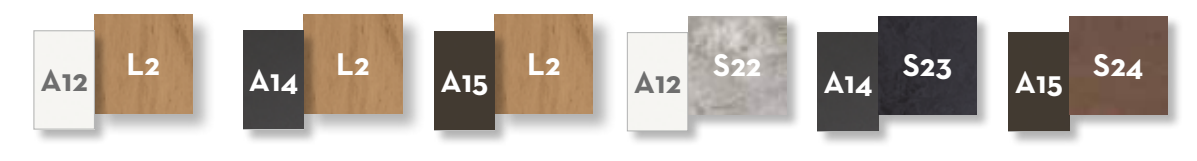


DINING TABLE 150X150 / CODE: LEATP150



Width 150 | Depth 150 | Height 74

KG 72,0 | unit 1+1 0.39 mc | ☁️ | 🔧 | 🛫 | 🪑 x8



EXTENDING DINING TABLE 160/215X95 / CODE: LEATP160ALL



Width 160/215 | Depth 95 | Height 74

KG 70,0 | unit 1+1 0.65 mc | ☁️ | 🔧 | 🛫 | 🪑 x8 | ➕



EXTENDING DINING TABLE 200/260X100 / CODE: LEATP220ALL



Width 200/260 | Depth 100 | Height 74

KG 81,0 | unit 1+1 0.65 mc | ☁️ | 🔧 | 🛫 | 🪑 x10 | ➕

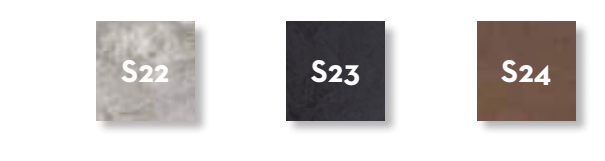


EXTRA VITTER PANEL 60X100 / CODE: LEAEXT Only for extending table 200x100



Width 60 | Depth 100

KG 12,0 | unit 1 0.04 mc | ☁️ | 🔧 | 🛫

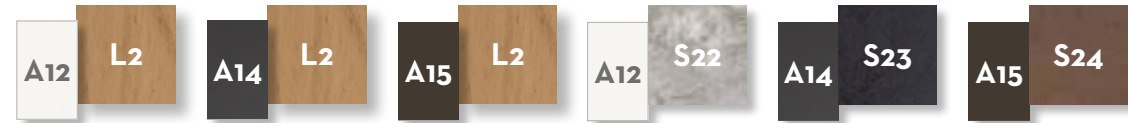


DINING TABLE 220X100 / CODE: LEATP220



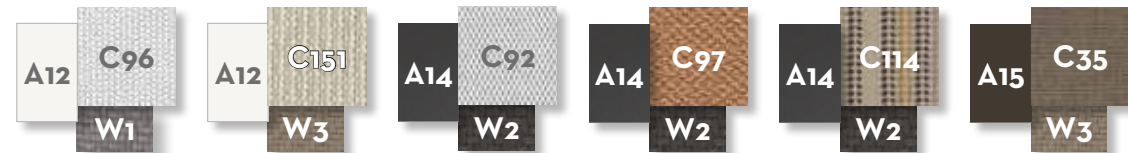
Width 220 | Depth 100 | Height 74

DINING TABLE 300X110 / CODE: LEATP300



Width 300 | Depth 110 | Height 74

DINING CHAIR / CODE: LEASP



Width 51 | Depth 59 | Height 82 | H. seat 46 | H. cushion 5

TOP VITTER LIGHT METAL



sp 12 mm

DIMENSIONS	CODE	KG
Ø 45	TOPVT-S22-45	3,5 kg
Ø 60	TOPVT-S22-60	6,0 kg
Ø 70	TOPVT-S22-70	8,0 kg
Ø 80	TOPVT-S22-80	10,0 kg
Ø 90	TOPVT-S22-90	13,0 kg

TOP VITTER DARK GREY



sp 12 mm

DIMENSIONS	CODE	KG
Ø 45	TOPVT-S23-45	3,5 kg
Ø 60	TOPVT-S23-60	6,0 kg
Ø 70	TOPVT-S23-70	8,0 kg
Ø 80	TOPVT-S23-80	10,0 kg
Ø 90	TOPVT-S23-90	13,0 kg

TOP VITTER CORTEN



sp 12 mm

DIMENSIONS	CODE	KG
Ø 45	TOPVT-S24-45	3,5 kg
Ø 60	TOPVT-S24-60	6,0 kg
Ø 70	TOPVT-S24-70	8,0 kg
Ø 80	TOPVT-S24-80	10,0 kg
Ø 90	TOPVT-S24-90	13,0 kg

TOP ACCOYA WOOD IN NATURAL TEAK COLOUR



sp 25 mm

DIMENSIONS	CODE	KG
Ø 45	TOP-L2-45	2,0 kg
Ø 60	TOP-L2-60	3,5 kg
Ø 70	TOP-L2-70	5,0 kg
Ø 80	TOP-L2-80	6,5 kg
Ø 90	TOP-L2-90	8,0 kg

BASE H 40 / CODE: LEABSE40 Only for top diam 45 - 60



Width 40 | Depth 40 | Height 39



BASE H 32 / CODE: LEABSE32 Only for top diam 70 - 80 - 90



Width 58 | Depth 58 | Height 33



CONTRACT BASE H 62 / CODE: LEABSEC62 Only for top diam 70 - 80 - 90



Width 58 | Depth 58 | Height 63



CONTRACT BASE H 70 / CODE: LEABSEC70 Only for top diam 70 - 80 - 90



Width 58 | Depth 58 | Height 74



BASE BAR H 102 / CODE: LEABSEB102 Only for top diam 70 - 80



Width 58 | Depth 58 | Height 103





Cliffcollection

Design Ludovica+Roberto Palomba

Nata dall'incontro tra accostamenti materici inaspettati e dalla ricerca di linguaggi sempre nuovi, la collezione Cliff è sinonimo di grande versatilità. I dettagli, realizzati con corde nautiche intrecciate e tessuti dai motivi geometrici, creano un senso di giocosità con un tocco super glamour. La varietà cromatica unita alla modularità delle strutture consente di disporre gli elementi in assoluta libertà, generando infinite possibilità di combinazione.

Cliff collection is based on the combination of different materials, born from the research of new ways of expression. It is synonymous of great versatility. The details, made with intertwined nautical cords and geometric-patterned fabrics, create a sense of playfulness with a super-glamorous touch. The chromatic variety combined with the modularity of the structures makes it possible to arrange the elements in absolute freedom, generating infinite combination of possibilities.







Cliffcollection

sofa lounge dx, sofa cx, pouf & living armchair
colour rope beige
cushions in beige colour
backrest in geometric pattern













Cliffcollection

sunbed
beige colour rope
cushion in beige colour





Cliffcollection

sofa sx
cushions & backrest in beige colour
deco in beige & geometric diamond pattern







Cliffcollection

sofa & medium/big coffee tables
dark grey colour rope
cushions in dark grey colour
deco in dark grey & geometric diamond pattern













Cliffcollection

living armchair & Tribal lamp
dark grey colour rope
cushion in dark grey colour

Cliffcollection

swing chair
dark grey colour rope
cushion in dark grey colour
deco in dark grey & geometric diamond pattern






Cliff collection

Design Ludovica + Roberto Palomba

Finishing

Aluminium frame



graphite



beige

Synthetic rope



beige



dark grey

Cushions fabric



beige mélange



dark grey



blue



green

Covering fabric



beige mélange



geometric



diamond mash



dark grey



blue



green

Pillows fabric 90x65 60x40 45x25 (optional)



white



beige mélange



diamond mash



geometric diamond



peach



blue ice



dark grey



blue



blue square



arabesque green



green

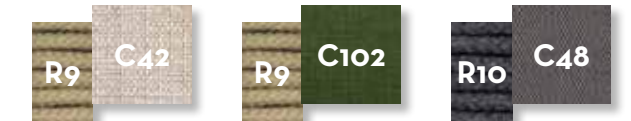
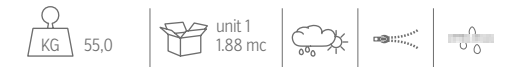


stripe green

SOFA DX BACKREST ROPE / CODE: CLIDIVDX-C



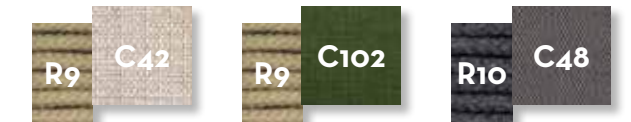
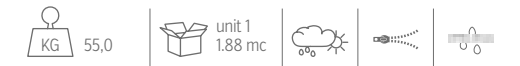
Width	Depth	Height	H. seat	H. cushion
184	100	90	44	38



SOFA SX BACKREST ROPE / CODE: CLIDIVSX-C



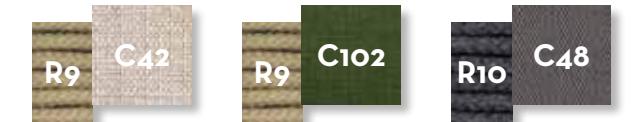
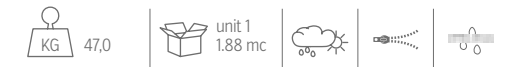
Width	Depth	Height	H. seat	H. cushion
184	100	90	44	38



SOFA CX BACKREST ROPE / CODE: CLICX2-C



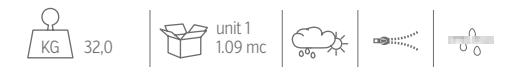
Width	Depth	Height	H. seat	H. cushion
172	100	90	44	38



SOFA CORNER BACKREST ROPE / CODE: CLIANG-C



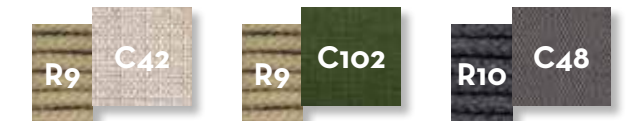
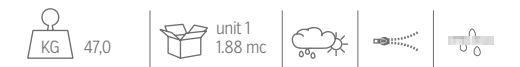
Width	Depth	Height	H. seat	H. cushion
100	100	90	44	38



SOFA LOUNGE DX BACKREST ROPE / CODE: CLICLDX-C



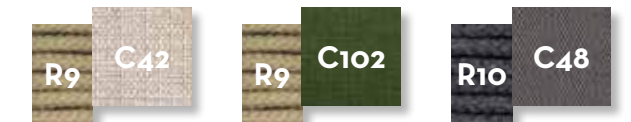
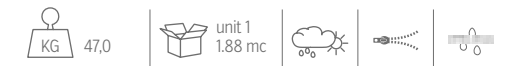
Width	Depth	Height	H. seat	H. cushion
100	184	90	44	38



SOFA LOUNGE SX BACKREST ROPE / CODE: CLICLSX-C



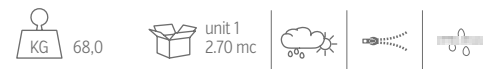
Width	Depth	Height	H. seat	H. cushion
100	184	90	44	38



SOFA BACKREST ROPE / CODE: CLIDIV3-C



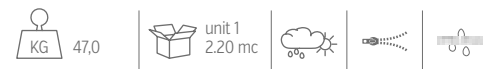
Width	Depth	Height	H. seat	H. cushion
268	100	90	44	38



SOFA LOUNGE XL DX BACKREST ROPE / CODE: CLICLXLDX-C




Width	Depth	Height	H. seat	H. cushion
134	155	90	44	38



SOFA LOUNGE XL SX BACKREST ROPE / CODE: CLICLXLSX-C



Width	Depth	Height	H. seat	H. cushion
134	155	90	44	36



LIVING ARMCHAIR / CODE: CLIPL-C



Width	Depth	Height	H. seat	H. cushion
93	86	80	50	5



LOUNGE ARMCHAIR BACKREST ROPE / CODE: CLIPLON-C



Width	Depth	Height	H. seat	H. cushion
95	81	72	44	38



SWING CHAIR / CODE: CLIALT



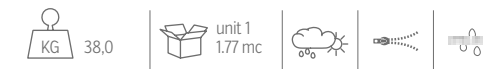
Width	Depth	Height	H. cushion
90	102	61	38



SOFA DX BACKREST FABRIC / CODE: CLIDIVDX-T



Width	Depth	Height	H. seat	H. cushion
184	100	78	44	38



SOFA SX BACKREST FABRIC / CODE: CLIDIVSX-T



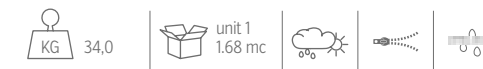
Width	Depth	Height	H. seat	H. cushion
184	100	78	44	38



SOFA CX BACKREST FABRIC / CODE: CLICX2-T



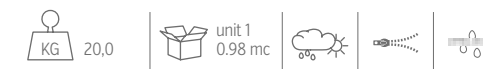
Width	Depth	Height	H. seat	H. cushion
172	100	78	44	38



SOFA CORNER BACKREST FABRIC / CODE: CLIANG-T



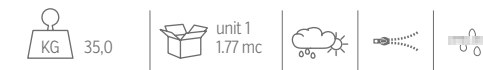
Width	Depth	Height	H. seat	H. cushion
100	100	78	44	38



SOFA LOUNGE DX BACKREST FABRIC / CODE: CLICLDX-T



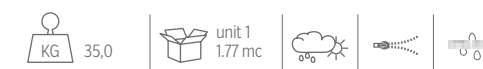
Width	Depth	Height	H. seat	H. cushion
100	184	78	44	38



SOFA LOUNGE SX BACKREST FABRIC / CODE: CLICLSX-T



Width	Depth	Height	H. seat	H. cushion
100	184	78	44	38



SOFA BACKREST FABRIC / CODE: CLIDIV3-T

KG 54,0 | unit 1 2.40 mc |



Width 268 | Depth 100 | Height 78 | H. seat 44 | H. cushion 38

SOFA LOUNGE XL DX BACKREST FABRIC / CODE: CLICLXLDX-T

KG 40,0 | unit 1 1.96 mc |



Width 134 | Depth 155 | Height 78 | H. seat 44 | H. cushion 38

SOFA LOUNGE XL SX BACKREST FABRIC / CODE: CLICLXLSX-T


KG 40,0 | unit 1 1.96 mc |



Width 134 | Depth 155 | Height 78 | H. seat 44 | H. cushion 38

POUF / CODE: CLIPUF

KG 10,0 | unit 1 0.45 mc |



Width 90 | Depth 90 | Height 44 | H. cushion 38

LOUNGE ARMCHAIR BACKREST FABRIC / CODE: CLIPLON-T


KG 18,0 | unit 1 0.61 mc |



Width 95 | Depth 81 | Height 72 | H. seat 44 | H. cushion 38

COFFEE TABLE SMALL / CODE: CLITCS-C


KG 8,0 | unit 1 0.15 mc |



Width 85 | Depth 35 | Height 45

COFFEE TABLE MEDIUM / CODE: CLITCM-C


KG 13,0 | unit 1 0.28 mc |



Width 75 | Depth 75 | Height 45

COFFEE TABLE BIG / CODE: CLITCB-C


KG 15,0 | unit 1 0.31 mc |



Width 90 | Depth 90 | Height 35

DINING TABLE D140 / CODE: CLITPD140


KG 43,0 | unit 1+1 0.62 mc |



Width 140 | Depth 140 | Height 75

DINING TABLE 150x150 / CODE: CLITP150


KG 54,0 | unit 1+1 0.65 mc |



Width 150 | Depth 150 | Height 75

EXTENDING DINING TABLE 240/300x100 / CODE: CLITP240

KG 60,0 | unit 1+1 0.51 mc |



Width 240/300 | Depth 100 | Height 75

DINING ARMCHAIR / CODE: CLIPPZ-C



Width	Depth	Height	H. seat	H. cushion
66	52	72	44	5



SUNBED / CODE: CLILET



Width	Depth	Height	H. cushion
90	200	42	36





Cliff Dèco collection

Design Ludovica+Roberto Palomba

Cliff Dèco arricchisce la già ampia famiglia Cliff ed è il risultato di una lunga ricerca progettuale e creativa per una nuova generazione di prodotti che strizzano l'occhio al mondo dell'indoor. Un divano moderno ed elegante, che si distingue per il suo design senza tempo, impreziosito da sedute sinuose e avvolgenti, palette tenui ed intrecci realizzati a mano su schienali e braccioli. La collezione Cliff Dèco è sinonimo di grande versatilità, la modularità delle strutture consente di disporre gli elementi in assoluta libertà, generando infinite possibilità di combinazione.

Cliff Dèco enriches the already wide Cliff family and it is the result of a deep projectual research for a collection, that wink at the indoor furnitures. An elegant and modern sofa, characterised by its timeless design. It features sumptuously deep and inviting cushions, fine colour palettes and hand-woven backs and armrests. Cliff Dèco is synonymous of great versatility, thanks to the modularity of the structures makes it possible to arrange the elements in absolute freedom, generating infinite possible combinations.



Cliffdèco collection

sofa lounge dx, pouf, sofa cx, sofa lounge xl sx & coffee table
beige colour rope
cushions & backrest in plain white colour
deco in plain white colour









Cliffdècollection

sofa lounge sx, sofa dx
dark grey colour rope
cushions & deco in dark grey colour





Cliffdèco collection

lounge armchair
dark grey colour rope
cushions in dark grey colour
deco in dark grey & blue ice colour



Cliffdècocollection

sofa
red colour rope
cushions & deco in outmap plum colour



Cliff Dèco collection


Design Ludovica + Roberto Palomba

Finishing

Aluminium frame




red



graphite



beige



beige



dark grey



red

Synthetic rope

Seat fabric cushions



beige mélange



dark grey



plain white



outmap plum

Pillows fabric (for backrest rope) 45x25 60x40 90x65 (optional)



beige mélange



dark grey



plain white



outmap plum



twill rust

Back fabric cushions (for backrest fabric) 80x60 110x60 140x60 with roll (optional)



beige mélange



dark grey



plain white



outmap plum

Pillows fabric (for only backrest fabric) 80x50 (optional)



beige mélange



dark grey



plain white

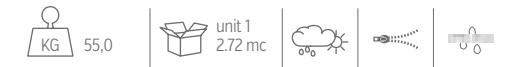


outmap plum

SOFA DX BACKREST ROPE / CODE: CLIDCDIVDX-C



Width	Depth	Height	H. seat	H. cushion
195	114	105	44	38



SOFA SX BACKREST ROPE / CODE: CLIDCDIVSX-C



Width	Depth	Height	H. seat	H. cushion
195	114	105	44	38



SOFA CX BACKREST ROPE / CODE: CLIDCCX2-C



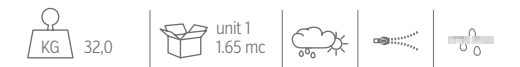
Width	Depth	Height	H. seat	H. cushion
172	114	105	44	38



SOFA CORNER BACKREST ROPE / CODE: CLIDCANG-C



Width	Depth	Height	H. seat	H. cushion
114	114	105	44	38



SOFA LOUNGE DX BACKREST ROPE / CODE: CLIDCCLDX-C



Width	Depth	Height	H. seat	H. cushion
114	195	105	44	38



SOFA LOUNGE SX BACKREST ROPE / CODE: CLIDCCLSX-C



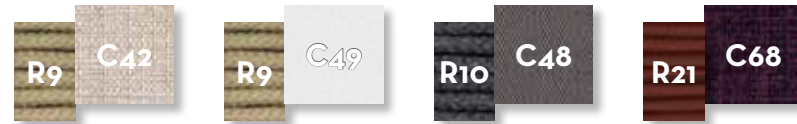
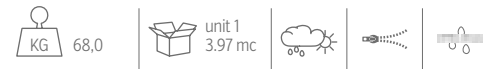
Width	Depth	Height	H. seat	H. cushion
114	195	105	44	38



SOFA BACKREST ROPE / CODE: CLIDCDIV3-C



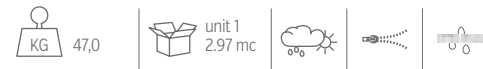
Width	Depth	Height	H. seat	H. cushion
288	114	105	44	38



SOFA LOUNGE XL DX BACKREST ROPE / CODE: CLIDCCLXLDX-C



Width	Depth	Height	H. seat	H. cushion
145	163	105	44	38



SOFA LOUNGE XL SX BACKREST ROPE / CODE: CLIDCCLXLSX-C




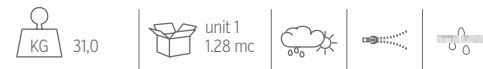
Width	Depth	Height	H. seat	H. cushion
145	163	105	44	38



LOUNGE ARMCHAIR / CODE: CLIDCPLON-C



Width	Depth	Height	H. seat	H. cushion
121	90	101	44	38



POUF / CODE: CLIPUF



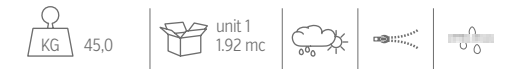
Width	Depth	Height	H. seat	H. cushion
90	90	38	44	38



SOFA DX BACKREST FABRIC / CODE: CLIDCDIVDX-T



Width	Depth	Height	H. seat	H. cushion
205	114	64	44	38



SOFA SX BACKREST FABRIC / CODE: CLIDCDIVSX-T



Width	Depth	Height	H. seat	H. cushion
205	114	64	44	38



SOFA CX BACKREST FABRIC / CODE: CLIDCCX2-T



Width	Depth	Height	H. seat	H. cushion
182	114	64	44	38



SOFA CORNER BACKREST FABRIC / CODE: CLIDCANG-T



Width	Depth	Height	H. seat	H. cushion
114	114	64	44	38



SOFA LOUNGE XL DX BACKREST FABRIC / CODE: CLIDCCLXLDX-T



Width	Depth	Height	H. seat	H. cushion
142	163	64	44	38



SOFA LOUNGE XL SX BACKREST FABRIC / CODE: CLIDCCLXLSX-T



Width	Depth	Height	H. seat	H. cushion
142	163	64	44	38



SOFA BACKREST FABRIC / CODE: CLIDCDIV3-T



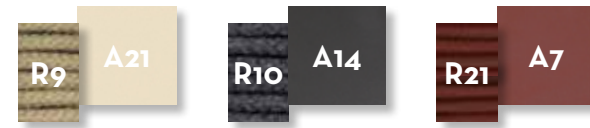
Width	Depth	Height	H. seat	H. cushion
286	114	64	44	38



COFFEE TABLE SMALL / CODE: CLITCS-C



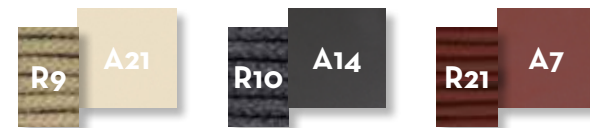
Width	Depth	Height
85	35	45



COFFEE TABLE MEDIUM / CODE: CLITCM-C



Width	Depth	Height
75	75	45



COFFEE TABLE BIG / CODE: CLITCB-C



Width	Depth	Height
90	90	35





Karencollection


Design Ludovica + Roberto Palomba

Un progetto che pone al centro estetica ed artigianalità. L'incontro tra culture diverse e l'amore per l' Africa hanno permesso allo studio Palomba Serafini di dar vita ad una collezione unica in cui si è voluto trasportare la forza e la bellezza di questa terra, dagli intrecciati degli anelli che diventano braccioli e dagli innumerevoli fili di tessuto che sorreggono gli schienali. Le sue linee curve conferiscono l'aspetto di un trono e le forme avvolgenti donano all'imbottito l'aspetto di un rifugio, di un bozzolo protettivo.

A project which focuses on aesthetics and craftsmanship. The meeting of different cultures and the love for Africa have allowed the Palomba Serafini studio to create a unique collection in which have been conveyed the strength and the beauty of this land. This inspiration got translated into intertwined rings that become armrests and the countless threads of fabric that support the backrests. Its curved lines give the upholstery the appearance of a throne and its enveloping shapes give it the appearance of a refuge, of a protective cocoon.














Karencollection

armchair & dining table
natural teak wood frame
cushions in green pine colour
rope in green colour





Karencollection

Design Ludovica + Roberto Palomba

Finishing

Wood frame



natural teak

Seat / back / armrest fabric cushions



taupe



gray



green pine

Synthetic rope



dark grey



snowy



green

Pillows fabric 45x45 (optional)



natural gray



natural beige



natural green



taupe



gray



green pine

Wood table top



natural teak

SOFA / CODE: KADIV



Width	Depth	Height	H. seat	H. cushion
188	100	65	40	22

43,0 KG |
 unit 1 1.48 mc |
 |
 |

|
 |
 |

|
 |

LIVING ARMCHAIR / CODE: KAPL



Width	Depth	Height	H. seat	H. cushion
95	83	65	40	22

20,0 KG |
 unit 1 0.57 mc |
 |
 |

|
 |
 |

|
 |

DAYBED / CODE: KABED



Width	Depth	Height	H. seat	H. cushion
178	170	68	40	22

50,0 KG |
 unit 1 2.29 mc |
 |
 |

|
 |
 |


|
 |

COFFEE TABLE D60 / CODE: KATCD60



Width	Depth	Height
60	60	40

4,5 KG |
 unit 1 0.09 mc |
 |




COFFEE TABLE D90 / CODE: KATCD90




Width	Depth	Height
90	90	35

11,0 KG |
 unit 1 0.19 mc |
 |



DINING TABLE D100 / CODE: KATPD100



Width 100 | Depth 100 | Height 75

DINING TABLE D160 / CODE: KATPD160



Width 160 | Depth 160 | Height 75

DINING TABLE 280X110 / CODE: KATP280



Width 280 | Depth 110 | Height 75

DINING ARMCHAIR / CODE: KAPP



Width 64 | Depth 64 | Height 76 | H. seat 46 | H. cushion 6






Rivieracollection

Design Jean Philippe Nuel

Si tratta di una collezione la cui estetica sublima la funzionalità e il comfort del prodotto attraverso la selezione di materiali pregiati. Tessuti, ceramica e pelle, sono sottilmente combinati con la struttura in alluminio all'interno di un sofisticato design. Le linee luminose e senza tempo si adattano ad ogni ambiente, sia che si tratti di un contesto contract, residenziale o nautico. La Collezione Riviera combina comfort ed eleganza offrendo un'intera collezione per l'outdoor: poltrone, sedie, sedie a sdraio, tavoli, tavoli da caffè, lettini.

The aesthetics of Riviera Collection sublimates the functionality and the comfort of the product through the selection of noble materials. Fabric, ceramic and leather are subtly combined with the aluminum structure within a sophisticated design. The light and timeless lines are capable to adapt to every environment, whatever is a contract or residential or nautical context. Riviera collection combines comfort and elegance by offering an entire collection for Outdoor: sofas, chairs, deckchairs, tables, coffee tables, sun loungers.





Rivieracollection


director lounge chair & pouff
white frame
cushions & textilene in silver colour







Rivieracollection


director chair
white frame
cushions & textilene in silver colour



















Riviera collection

director chair & dining table 210x100
graphite frame
gres table top in ceppo di gré colour
cushions in black colour
textilene in dark grey colour







Rivieracollection

sofa
graphite frame
cushions in beige colour
gres slats in calacatta colour







Riviera collection


Design Jean Philippe Nuel

Finishing

Aluminium frame



white



graphite

seat / back fabric cushions



black




silver



beige

Gres table / slats



calacatta 6-12mm




ceppo di gré 6-12mm



light brown

Leather

Soft-textilene seat



silver



dark grey



beige

Fabric pillows 60x45 40x40 (optional)



black



silver



plain ochre



plain white



ocean blue

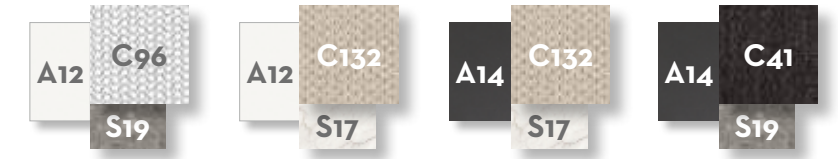
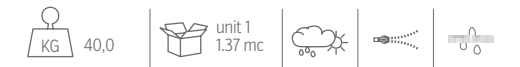


beige

SOFA / CODE: RIVDIV



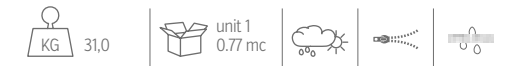
Width	Depth	Height	H. armrest	H. seat	H. cushion
200	95	68	60	42	24



LIVING ARMCHAIR / CODE: RIVPL



Width	Depth	Height	H. armrest	H. seat	H. cushion
110	95	68	60	42	24



DIRECTOR LOUNGE CHAIR / CODE: RIVPLON




Width	Depth	Height	H. armrest	H. seat	H. cushion
67	60	72	60	38	4



OTTOMAN / CODE: RIVOTT



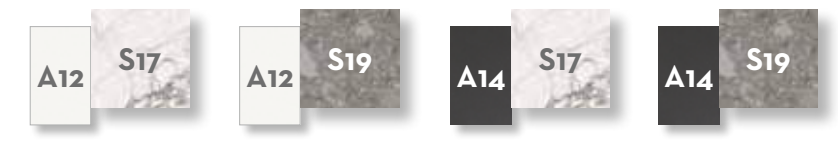
Width	Depth	Height	H. cushion
66	48	38	4



COFFEE TABLE 110x70 / CODE: RIVTC110



Width	Depth	Height
110	70	45



COFFEE TABLE 70x70 / CODE: RIVTC70



Width	Depth	Height
70	70	40



COFFEE TABLE D50 / CODE: RIVTCT50



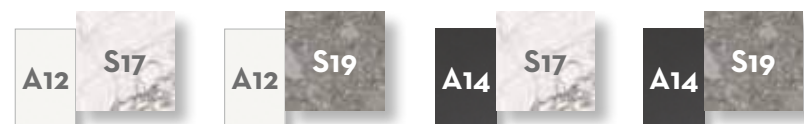
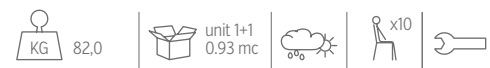
Width 50 | Depth 50 | Height 50

DINING TABLE 210x100 / CODE: RIVTP210



Width 210 | Depth 100 | Height 75

DINING TABLE 260x110 / CODE: RIVTP260



Width 260 | Depth 110 | Height 75

DIRECTOR CHAIR / CODE: RIVPR




Width 55 | Depth 51 | Height 84 | H. armrest 68 | H. seat 47 | H. cushion 4

DECK CHAIR / CODE: RIVDEC



Width 70 | Depth 90 | Height 90 | H. seat 26 | H. cushion 4

SUNBED / CODE: RIVLET



Width 195 | Depth 78 | Height 45 | H. seat 8





Scacco collection

Design Ludovica + Roberto Palomba


È grazie all'intreccio che la corda disegna nel frame metallico che nasce la Scacco collection, divano modulare che fa delle rotondità degli imbottiti la sua cifra stilistica. Il gioco che si crea fra la parte anteriore, in cui prevalgono tessile ed imbottito, e la parte posteriore, dove "lo scacco" diventa protagonista, è ciò che denota il forte carattere del divano.

Scacco collection is born from the weave created by the rope on the metal frame. A modular sofa whose main stylistic feature is the paddings' roundness. The strong personality of this sofa is the result of the contrast between the frontal part, in which the textile and the paddings stand out, and the back, where the "check" pattern is the key element.



Scaccocollection

sofa drop sx, sofa cx, sofa end oblique dx & round pouf
beige frame
beige colour rope
cushions in white colour
deco in white, mélange beige & peach colour





Scaccollection

dining armchair
beige colour rope
cushions in white colour





Scaccollection

sofa end oblique sx, sofa cx, sofa chaise lounge xl dx & square pouf
dark grey colour rope
cushions in grey colour
deco in grey, black & outmap grey colour

Scaccollection

dining armchair
dark grey colour rope
cushions in grey colour







Scaccollection

sofa dx, sofa oblique dx, sofa drop sx & coffee table
red colour rope
cushions in outmap plum colour
deco in outmap plum & outmap turquoise colour

Scacco collection

Design Ludovica + Roberto Palomba

Finishing

Aluminium frame



red graphite beige

Fabric seat cushions




white grey outmap plum

Synthetic rope



beige dark grey red

Pillows fabric 60x60 45x45 (optional)



white mélange beige grey black



peach outmap turquoise outmap plum twill rust outmap grey

SOFA DX / CODE: SCADIVDX




Width	Depth	Height	H. armrest	H. seat	H. cushion
194	103	73	55	39	31



SOFA SX / CODE: SCADIVSX



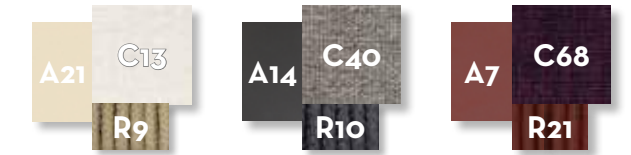
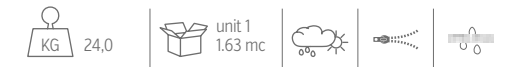
Width	Depth	Height	H. armrest	H. seat	H. cushion
194	103	73	55	39	31



SOFA CX / CODE: SCADIVCX




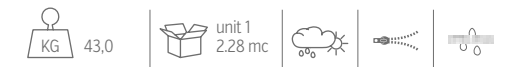
Width	Depth	Height	H. seat	H. cushion
173	103	73	39	31



SOFA LOUNGE XL DX / CODE: SCADIVLXLDX



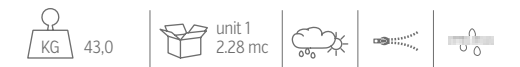
Width	Depth	Height	H. armrest	H. seat	H. cushion
164	165	73	55	39	31



SOFA LOUNGE XL SX / CODE: SCADIVLXLSX



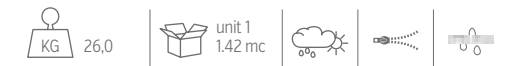
Width	Depth	Height	H. armrest	H. seat	H. cushion
164	165	73	55	39	31



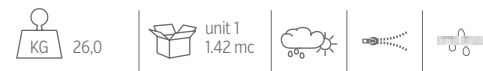
SOFA OBLIQUE DX / CODE: SCADIVBLDX




Width	Depth	Height	H. seat	H. cushion
155	101	73	39	31



SOFA OBLIQUE SX / CODE: SCADIVBLSX




Width	Depth	Height	H. seat	H. cushion
155	101	73	39	31



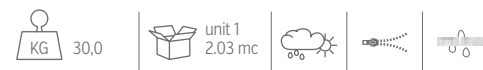
SOFA DROP DX/ CODE: SCADIVGDX



Width	Depth	Height	H. seat	H. cushion
145	160	73	39	31



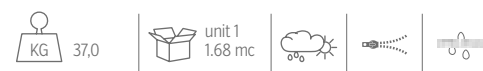
SOFA DROP SX/ CODE: SCADIVGSX



Width	Depth	Height	H. seat	H. cushion
145	160	73	39	31



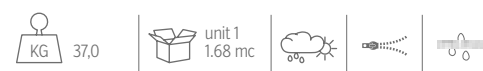
SOFA CORNER DX / CODE: SCADIVANGDX



Width	Depth	Height	H. seat	H. cushion
186	103	73	39	31



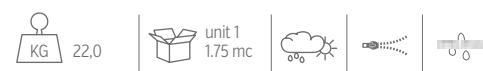
SOFA CORNER SX / CODE: SCADIVANGSX



Width	Depth	Height	H. seat	H. cushion
186	103	73	39	31



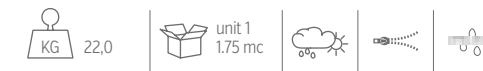
SOFA OBLIQUE END DX / CODE: SCADIVBLENDX



Width	Depth	Height	H. seat	H. cushion
163	125	73	39	31



SOFA OBLIQUE END SX / CODE: SCADIVBLENDXSX



Width	Depth	Height	H. seat	H. cushion
163	125	73	39	31



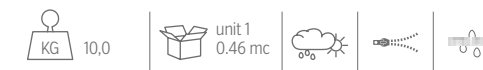
ROUND POUF / CODE: SCAPUFT



Width	Depth	Height	H. cushion
90	90	39	31



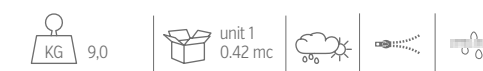
SQUARE POUF / CODE: SCAPUFQ



Width	Depth	Height	H. cushion
90	90	39	31



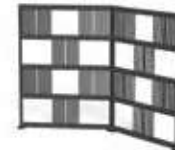
DINING ARMCHAIR / CODE: SCAPP



Width	Depth	Height	H. seat	H. cushion
61	58	77	46	7



PARTITION H135 / CODE: SCAPAR135



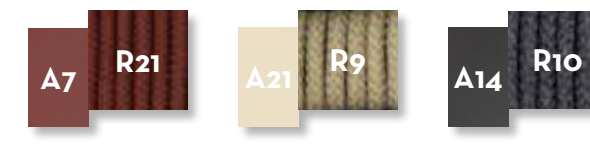
Width	Height
100	135



PARTITION H200 / CODE: SCAPAR200



Width	Height
100	200





CleoSoftcollection // Wood

Design Marco Acerbis

Le parole chiave della collezione "Cleo" si possono riassumere in volume, forma ed equilibrio. È una composizione che facilmente si declina in modi diversi ma sempre con un senso di calma, eleganza e semplicità. La leggerezza dell'alluminio, l'attualità delle superfici in viter, la sorprendente eleganza dei rivestimenti tessili e una nuova cuscineria morbida di grande accoglienza e comfort concorrono a creare una linea che si adatta perfettamente ad ogni stile o spazio esterno.


Volumes, shapes and balance are the key elements of Cleo collection. It is a composition of objects that can be arranged in multiple layouts but always maintaining a sense of calm, elegance and simplicity. The lightness of the aluminium, the modernity of the viter surfaces and the surprising elegance of the upholstery are combined with a new soft cushioning that is very welcoming and comfortable, creating a new line that perfectly suits any style or outdoor space.





CleoSoftcollection // Wood

rocking chair & side table
accoya in natural teak colour frame
covering & cushions in archi white-brown colour
deco in velvet antique green colour
quadro carpet ø 200 canvas







Cleocollection
//Wood

padded tub chair
accoya in natural teak colour frame
covering in archi white-brown colour



Cleocollection

// Wood

living armchair & coffee table d 50
accoya in natural teak colour frame
cushions in mambo red colour
deco in bordeaux & mélange snowy colour
quadro carpet ø 200 canvas





Cleocollection

// Wood

sofa
accoya in natural teak colour frame
cushions in mambo red colour
deco in plain bordeaux & mélange snowy colour



Cleocollection
// Wood

swing chair
covering & cushions in mambo red colour














CleoSoft collection // Wood

Design Marco Acerbis

Finishing

Accoya wood frame



accoya natural teak



accoya palissandro colour

Gres table top



calacatta 12mm



sand limestone 12mm

Cushions / covering fabric



archi white-brown



mambo red



white-beige

Pillows fabric 45x45 (optional)



beige



archi white-brown



mambo red



plain bordeaux



plain beige



white-beige



mélange snowy

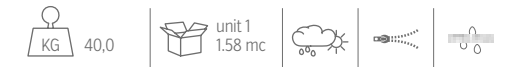


plain white



velvet antique green

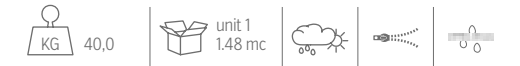
SOFA / CODE: CLEDIV



Width	Depth	Height	H. seat	H. cushion
230	100	65	40	20



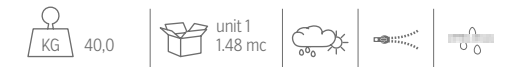
SOFA DX / CODE: CLEDX



Width	Depth	Height	H. seat	H. cushion
200	100	65	40	20



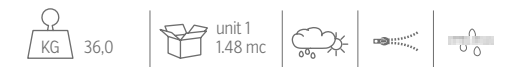
SOFA SX / CODE: CLESX



Width	Depth	Height	H. seat	H. cushion
200	100	65	40	20



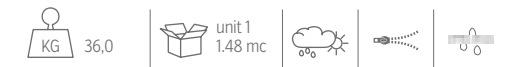
SOFA LOUNGE DX / CODE: CLELONDIX




Width	Depth	Height	H. seat	H. cushion
100	200	65	40	20



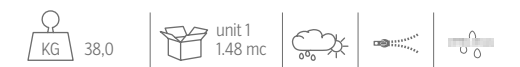
SOFA LOUNGE SX / CODE: CLELONSX



Width	Depth	Height	H. seat	H. cushion
100	200	65	40	20



SOFA CX / CODE: CLECX



Width	Depth	Height	H. seat	H. cushion
200	100	65	40	20



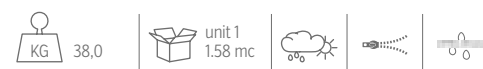
SOFA LOUNGE XL DX / CODE: CVEXLDX



Width 130 | Depth 165 | Height 65 | H. seat 40 | H. cushion 20



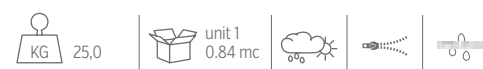
SOFA LOUNGE XL SX / CODE: CVEXLSX



Width 130 | Depth 165 | Height 65 | H. seat 40 | H. cushion 20



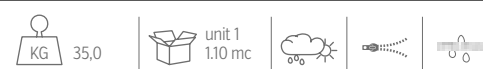
LIVING ARMCHAIR / CODE: CLEPLWW



Width 110 | Depth 100 | Height 65 | H. seat 40 | H. cushion 20



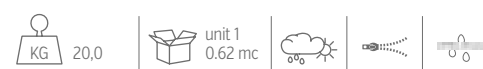
SOFA LOVE SEAT / CODE: CLELOV



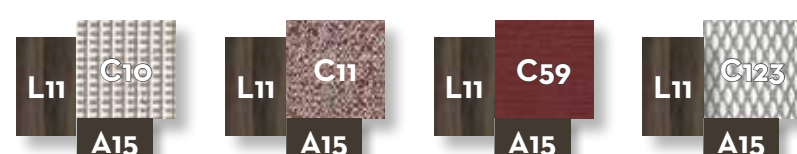
Width 160 | Depth 80 | Height 75 | H. seat 35 | H. cushion 5



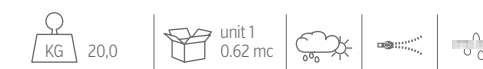
LOUNGE ARMCHAIR / CODE: CLEPL




Width 90 | Depth 80 | Height 73 | H. seat 35 | H. cushion 5



ROCKING CHAIR / CODE: CLEPD




Width 90 | Depth 80 | Height 73 | H. seat 35 | H. cushion 5



SWING CHAIR / CODE: CLEALT



Width 100 | Depth 80 | Height 48 | H. cushion 5



SWING SOFA / CODE: CLEALT2



Width 170 | Depth 80 | Height 48 | H. cushion 5



COFFEE TABLE D100 top wood / CODE: CLETC1-L



Width 100 | Depth 100 | Height 30



COFFEE TABLE D75 top wood / CODE: CLETC2-L



Width 75 | Depth 75 | Height 40



COFFEE TABLE D50 top wood / CODE: CLETC3-L



Width 50 | Depth 50 | Height 50

KG 4.0 | unit 1 0.16 mc | ☁️



SIDE TABLE / CODE: CLETC4



Width 35 | Depth 35 | Height 32

KG 4.0 | unit 1 0.05 mc | ☁️




COFFEE TABLE D100 / CODE: CLETC1



Width 100 | Depth 100 | Height 30

KG 25.0 | unit 1+1 0.22 mc | ☁️




COFFEE TABLE D75 / CODE: CLETC2



Width 75 | Depth 75 | Height 40

KG 15.0 | unit 1+1 0.15 mc | ☁️




COFFEE TABLE D50 / CODE: CLETC3



Width 50 | Depth 50 | Height 50

KG 8.0 | unit 1+1 0.8 mc | ☁️




COFFEE TABLE 60X100 / CODE: CLETC5



Width 60 | Depth 100 | Height 20

KG 21.0 | unit 1 0.17 mc | ☁️




COFFEE TABLE 100X100 / CODE: CLETC6



Width 100 | Depth 100 | Height 20

KG 34.0 | unit 1 0.27 mc | ☁️




DINING TABLE 150X150 / CODE: CLETP150



Width 150 | Depth 150 | Height 75

KG 98.0 | unit 1+1 0.55 mc | ☁️ | 🪑 x8 | 🔧




DINING TABLE 220X100 / CODE: CLETP220



Width 220 | Depth 100 | Height 75

KG 102.0 | unit 1+1 0.70 mc | ☁️ | 🪑 x8 | 🔧




DINING TABLE 300X110 / CODE: CLETP300



Width 300 | Depth 110 | Height 75

KG 164.0 | unit 1+1 0.8 mc | ☁️ | 🪑 x10 | 🔧



PADDED TUB CHAIR / CODE: CLEPPZ



Width 60 | Depth 55 | Height 76 | H. seat 45

KG 9.0 | unit 1 0.32 mc | ☁️ | 🔧



SUNBED / CODE: CLELET



Width 210 | Depth 90 | Height 33 | H. cushion 13

KG 32.0 | unit 1 0.72 mc | ☁️ | 🔧 | 🪑 | 🔌 | 🔧





Cottagecollection

Design Ramón Esteve

Lo spirito rustico viene reinterpretato cercando la sintesi formale del mobile contemporaneo. Il risultato è una proposta di arredi da esterno in cui i materiali moderni come l'alluminio e i tessuti tecnici convivono con quelli più tradizionali come la corda, stabilendo relazioni emotive con la mente dell'utente finale.

The countryside mood is redesigned aiming at searching the formal synthesis of the contemporary furniture. The result is a proposal of outdoor furniture pieces, where modern materials such as aluminium and technical fabrics coexist with more traditional ones, such as the rope, that emotionally connect user's mind.





Cottagecollection

sofa luxury, living armchair & coffee table 60x60
graphite frame
cushions in black abstract colour
deco in twill black & outcross olive








Cottagecollection


dining table & dining armchair
frame in white colour
cushions in light grey colour





Cottagecollection

sunbed
white frame
cushions in light grey colour





Cottagecollection

lounge armchair & pouf
white frame
cushions in light grey colour








Cottagecollection

sofa, lounge armchair & coffee table 120x60
mokka frame
cushions in dark brown colour







Cottagecollection

sofa, living armchair & coffee table 120x120
graphite frame
cushions in dark grey colour




Cottagecollection


Design Ramón Esteve

Finishing

Aluminium frame



white



graphite



mokka

Synthetic elastic belt



dark grey



light grey



mokka

Cushions fabric



dark brown



light grey



dark grey



black abstract

Synthetic rope



dark grey



light grey



mokka



iroko colour

Accoya wood table top

Pillows fabric 90x65 60x40 45x25 (optional)



outcross olive



twill black



twill yellow



light grey



black abstract


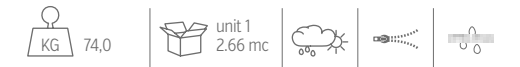


white

SOFA LUXURY 3 SEATER / CODE: COTDIVLUX3




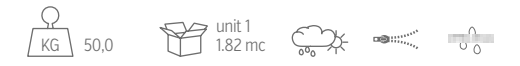
Width	Depth	Height	H. armrest	H. seat	H. cushion
310	100	73	57	40	19



SOFA LUXURY 2 SEATER / CODE: COTDIVLUX2



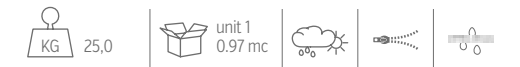
Width	Depth	Height	H. armrest	H. seat	H. cushion
210	100	73	57	40	19



LIVING ARMCHAIR LUXURY / CODE: COTPLLUX



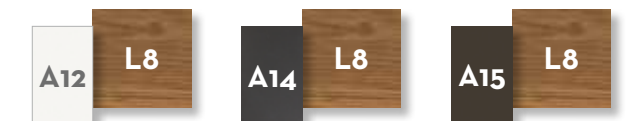
Width	Depth	Height	H. armrest	H. seat	H. cushion
100	100	73	57	40	19



SIDE TABLE 60X60 / CODE: COTTL



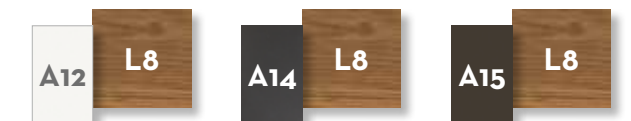
Width	Depth	Height
60	60	44



COFFEE TABLE 120X60 / CODE: COTT60



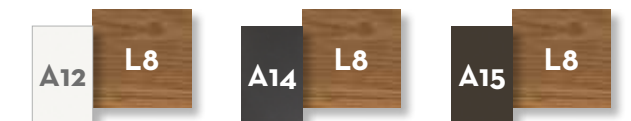
Width	Depth	Height
120	60	34



COFFEE TABLE 120X120 / CODE: COTT120




Width	Depth	Height
120	120	34



SOFA / CODE: COTDIV




Width	Depth	Height	H. armrest	H. seat	H. cushion
150	87	89	57	46	7



LIVING ARMCHAIR / CODE: COTPL



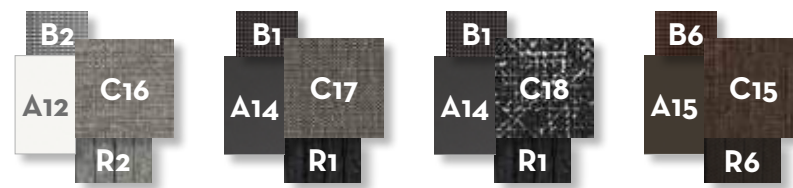
Width	Depth	Height	H. armrest	H. seat	H. cushion
76	87	89	57	46	7



LOUNGE ARMCHAIR / CODE: COTPLON




Width	Depth	Height	H. armrest	H. seat	H. cushion
76	87	104	57	46	7



POUF / CODE: COTPUF



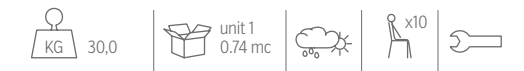
Width	Depth	Height	H. cushion
76	76	46	7



DINING TABLE 240x110 / CODE: COTTP



Width	Depth	Height
240	110	76



DINING ARMCHAIR / CODE: COTPP




Width	Depth	Height	H. armrest	H. seat	H. cushion
60	69	84	65	46	7



SUNBED / CODE: COTLET




Width	Depth	Height	H. cushion
198	78	39	7



Materials

Alluminio / Aluminium



Verde petrolio
Teal green



Rosso
Red



Bianco
White



Tortora
Dove colour



Grafite
Graphite



Mokka



Beige

Inox / Stainless Steel



Inox



Mokka



Oro
Gold



Bianco
White



Grafite
Graphite



Tortora
Dove colour

Materials

Alluminio: Grazie alla fusione di più leghe di alluminio che ne garantiscono solidità, maneggevolezza ed inattaccabilità alla ruggine, è un materiale di elevata qualità e permette di raggiungere i massimi risultati qualitativi ed estetici.

Inox: L'acciaio inossidabile è un materiale che, grazie alla sua alta resistenza alla corrosione e alle caratteristiche meccaniche di rilievo, risulta maggiormente duraturo e affidabile nel tempo.

Acciaio: Lega di ferro e carbonio con percentuale di carbonio inferiore al 2% trattata per resistere agli agenti atmosferici con il processo della cataforesi e verniciatura a polvere.

Manutenzione: Per mantenere a lungo il prodotto in buone condizioni, consigliamo una corretta pulizia periodica, particolarmente frequente in località caratterizzate da forte umidità e clima marino. Si raccomanda di pulire le superfici con un panno morbido utilizzando acqua o detersivi neutri. Prolungate ed ininterrotte esposizioni a intense radiazioni UV o a temperature molto rigide possono incidere sulle caratteristiche iniziali del rivestimento estetico colorato costituito da poliestere. Consigliamo di pulire e conservare in luoghi riparati i prodotti durante periodi d'inutilizzo prolungato e invernali.

Aluminum: Thanks to the fusion of several aluminum alloys that guarantee solidity, manageability and rust resistance, it is a material of high quality and allows to reach the maximum qualitative and aesthetic results.

Inox: Stainless steel is a material that, thanks to its high resistance to corrosion and to the mechanical characteristics of relief, is more durable and reliable over time.

Steel: Iron and carbon alloy with carbon percentage less than 2% treated to resist to the atmospheric agents with the cathoresis process and powder coating.

Maintenance: To keep the product in good condition for a long time, we recommend a regular cleaning period, particularly frequent in places characterized by high humidity and marine climate. We recommend cleaning the surfaces with a soft cloth using water or neutral detergents. Prolonged and uninterrupted exposures to intense UV radiation or at very low temperatures can affect the initial characteristics of the colored polyester coating. We recommend cleaning and storing products in sheltered areas during long periods of non-use and winter.

Materials

Legni / Wood



Teak



Accoya
natural teak colour



Smoke teak



Accoya iroko colour



Natural Teak



Accoya stonewood
colour



Accoya palissandro colour

Teak: Materiale di elevata qualità ideale per la realizzazione di mobili da esterno perché estremamente resistente ai cambiamenti di temperatura, all'acqua, all'umidità e alla salsedine.

Accoya è una nuova varietà di legname di eccezionale durabilità, questo legno dalle elevate prestazioni viene prodotto con materie prime sostenibili e gestite in maniera ottimale, non è tossico ed è inoltre dotato di una stabilità dimensionale e di una durabilità in grado di superare quella dei migliori legni duri tropicali.

Trattandosi di un materiale naturale si potrebbero osservare variazioni di colore o anche crepe dovute al grado di umidità ed ai bruschi cambiamenti di temperatura. Qualora non ricevesse alcun trattamento di manutenzione, mediante l'applicazione periodica di comuni e specifici protettivi a base olio, la superficie potrebbe prendere una patina grigio argento che potrà essere eliminata con una leggera carteggiatura superficiale e successiva lucidatura con panno di iuta. Piccole macchie superficiali dovute ad olio o altri prodotti alimentari dovranno essere rimosse tempestivamente, prima che il legno possa assorbirle in profondità, carteggiando la superficie interessata e lucidandola successivamente con un panno di iuta.

Teak: High quality material suitable for outdoor furniture because it is extremely resistant to changes in temperature, water, humidity and saltiness.

Accoya is a new variety of wood characterized by an exceptional durability. This wood shows very good performances and is produced with sustainable raw material, managed in an optimal way. It is not toxic and it has got a dimensional stability. Its durability is much higher than the one of the best hard tropical wood.

Being a natural material, colour variations or even cracks due to the degree of humidity and sudden changes in temperature may be observed. If no maintenance treatment is received, through the periodic application of common and specific protective oil-based, the surface may take a silver-gray patina that can be easily removed with a light surface sanding down and subsequent polishing with a jute cloth. Small superficial stains due to oil or other food products must be removed promptly, before the wood can absorb them in depth, sanding down the affected surface and then polishing it with a jute cloth.

Materials

Corde sintetiche / Synthetic ropes




Grigio scuro
Dark grey



Grigio chiaro
Light grey



Mokka



Grigio scuro
Dark grey



Beige




Grigio scuro
Dark grey



Rosso
Red



Sabbia
Sabbia



Verde petrolio
Teal green



Snowy



Blue



Tortora
Dove



Verde
Green

Doppia treccia costruita con anima in poliestere e copertura in propilene multi filamento. La fibra esterna di cui è composta è impermeabile e resistente ai raggi UV.


Si raccomanda di pulire con prodotto neutro e panno non abrasivo.

Double braid made with polyester core and multi-filament propylene cover. The external fiber is waterproof and resistant to UV rays.

It is recommended to clean with a neutral product and a non-abrasive cloth.


Materials

Cinghie elastiche / Elastic belt



B1

Grigio scuro
Dark grey



B2

Grigio chiaro
Light grey




B3

Ecu soft touch



B4

Grigio scuro soft touch
Soft touch dark grey



B5

Ecu



B6

Mokka



B7

Nero-Oro
Gold-black

Cinghie imbottite / Synthetic padded belt



B9

Tortora
Dove



B10

Grigio scuro
Dark grey

Ottenute mediante la tessitura di materiali sintetici studiati per permette di essere usata all'esterno.

Si consiglia di evitare il contatto prolungato con sostanze grasse e/o coloranti che potrebbero venir assorbite dal materiale di rivestimento e dare luogo, di conseguenza, a macchie permanenti e rischiare di deteriorare la struttura del filato. Si consiglia di evitare l'utilizzo di solventi. Utilizzare acqua e detersivi liquidi non abrasivi con PH neutro ed incolori.

Obtained through the weaving of synthetic materials especially conceived outdoor use.

We recommend to avoid prolonged contact with greasy substances and / or dyes which could be absorbed by the covering material used and consequently cause permanent stains and risk to deteriorate the structure of the yarn. It is advisable to avoid the use of solvents. Use water and non-abrasive liquid detergents with neutral PH and colourless.

Materials

Pietra / Stone



S1

Travertino Silver



S7

Travertino Titanio

Una delle pietre più pregiate e maggiormente impiegate in outdoor è sicuramente il marmo.

Il marmo, grazie alla sua particolare composizione e natura, è una pietra poco porosa e poco assorbente, durezza e resistenza, fanno del marmo una tra le pietre più pregiate e durevoli nel tempo.

La formazione del marmo avviene mediante un processo metamorfico di cristallizzazione: il carbonato di calcio, venendo in contatto con le rocce sedimentarie, dà vita ad un insieme di cristalli di calcite e minerali vari, i quali ne determinano il colorito.

Per mantenere la lucentezza del marmo e del granito è necessario detergere giornalmente le superfici: è sufficiente diluire il sapone neutro in acqua tiepida.

Le superfici dovranno essere strofinate per mezzo di una spugna o un panno morbido. Sarà sufficiente risciacquare con un panno umido, prestando attenzione a non lasciare i fastidiosi aloni di detergente.

Marble is certainly one of the most precious and used stones for the outdoor.

Marble, thanks to its particular composition and nature, is a little porous and not absorbing stone, hardness and resistance, making marble one of the most precious and durable stones in time.

The marble formation takes place by means of a metamorphic crystallization process: calcium carbonate, coming into contact with the sedimentary rocks, gives rise to a set of crystals of calcite and various minerals, which determine the complexion.

To maintain the shine of marble and granite it is necessary to clean the surfaces daily: it is sufficient to dilute the neutral soap in warm water.

The surfaces must be rubbed with a sponge or a soft cloth. It will be sufficient to rinse with a damp cloth, being careful not to leave detergent stains

Materials


Gres porcellanato / Porcelain stoneware



Elegant black



Capraia



Calacatta



Ceppo di gré



Sand limestone



Grey moon

Il gres porcellanato, grazie alle sue eccellenti proprietà fisiche e meccaniche, risulta essere ideale per uso esterno, essendo inattaccabile dagli agenti atmosferici e inalterabile ai raggi UV. Tale materiale viene ottenuto tramite il processo di sintetizzazione di argille ceramiche, feldspati, caolini e sabbia.

Per la pulizia dei piani in gres si consiglia l'utilizzo di un panno inumidito con acqua e detergente neutro da risciacquare ed asciugare con un panno asciutto. Nella fase di lavaggio porre particolare attenzione al fine di evitare l'accumulo di sporco o calcare.

Porcelain stoneware, thanks to its excellent physical and flexural strenght, turns out to be ideal for outdoor use, being unaffected by atmospheric agents and unalterable to UV rays. This material is obtained through the synthesis process of ceramic clays, feldspars, kaolins and sand.

For the cleaning of stoneware tops it is advisable to use a damp cloth with water and a neutral detergent to be rinsed and dried with a dry cloth. During the washing phase, pay particular attention to avoid the accumulation of dirt

Materials

Pietra lavica / Lava stone



Beige



Verde scuro
Dark green



Grigio scuro
Dark grey

Il Nerotech è un supporto tecnico realizzato dalla fusione di pietra lavica e gres porcellanato.

Il calore di un forno speciale ed il vetro, completamente riciclato tramite un esclusivo processo di frantumazione e macinazione, ne trasforma la superficie rendendola migliorata nelle caratteristiche tecniche, esclusiva e capace di rispondere a tutte le esigenze del vivere l'esterno.

E' un materiale naturale che abbina i processi di produzione alla tradizione artigianale che sapientemente bilancia tempo e temperatura, donando inaspettate particolarità.

La lieve variazione di spessore e tonalità di colore sono valori di prestigio che rendono ogni prodotto unico.

Nerotech is a technical support made by the fusion of lava stone and porcelain stoneware.

The heat of a special oven and the glass, completely recycled through an exclusive crushing and grinding process, transform the surface, improving its technical characteristics and making it an exclusive product capable of meeting all the needs of outdoor living.

Nerotech is a natural material which combines the modern production processes with the traditional craftsmanship, able to skilfully balance time and temperature, giving unexpected special features.

The slight variation in thickness and colour shades are prestigious values that make each product a unique piece.

Materials

Vitter



Grigio lamiera chiaro
Light metal



Grigio scuro
Dark grey



Corten

Il Vitter è un durevole laminato compatto di ultima generazione, senza formaldeide che ha come caratteristica esclusiva quella di essere tutto colore, interno ed esterno.

Caratteristiche principali:

- interamente impermeabile
- ignifugo ed autoestinguente (classe B-s2, d0)
- altissima resistenza agli urti e ai graffi
- resiste all'uso di detergenti chimici aggressivi
- adatto al contatto diretto con gli alimenti
- non trattiene odori e sapori
- antibatterico, per rispondere ai più severi requisiti igienici.

In caso di sporco ostinato o incuria rimuovete prima con un panno morbido e umido eventuali depositi di materiale secco, senza sfregare per non rigare la superficie.

Utilizzate poi una spugna morbida non abrasiva e un detergente domestico, lavate la superficie con il detergente e risciacquate con acqua tiepida, quindi asciugate bene.

Vitter is the latest generation compact laminate formaldehyde-free characterized by a durable surface, with the unique feature of being full colour, inside and outside.

Main features:

- it is completely waterproof
- it is flame-retardant and self-extinguishing (class B-s2, d0)
- it has a very high resistance to impacts and scratches
- it is resistant to the use of aggressive chemical detergents
- it is suitable for direct contact with food
- it does not retain odours or flavours
- it is antibacterial, to meet the most stringent hygiene requirements.

In case of stubborn dirt or lack of care, we recommend to first remove any dry deposits with a soft and damp cloth, without rubbing to avoid scratching the surface.

Then use a soft, non-abrasive sponge and a household detergent, wash the surface with the detergent and rinse with warm water, at the end dry thoroughly.

Materials

Cemento / Concrete



Cemento beige
Beige cement



Cemento grigio
Grey cement

Il cemento è un materiale naturale e, in quanto tale, durante il suo processo produttivo possono verificarsi leggere sfumature e variazioni delle tonalità dell'impasto cementizio, che caratteristica portante del materiale e della tecnologia.

Le fibre sono una componente dell'impasto cementizio e conferiscono al cemento Ductal la sua estrema resistenza e flessibilità. Se la finitura scelta è molto levigata, le fibre possono intravedersi sulla superficie e devono essere accettate come caratteristica intrinseca alla finitura.

I piani in cemento, specialmente di grandi dimensioni, non sono perfettamente planari a causa della natura stessa del materiale e della sua lavorazione artigianale.

Micro cavillature da ritiro, devono essere accettate come fenomeno naturale della lavorazione del materiale.

Piccoli fori e bolle possono apparire sulla superficie dei prodotti in cemento. Essi sono una naturale conseguenza del processo produttivo e parte integrante delle caratteristiche del materiale. Il loro aspetto e la loro quantità varia da finitura a finitura. I fori inferiori a 4 mm di diametro vengono lasciati tali, mentre di norma vengono stuccati quando superano il diametro di 5 mm.

Il cemento è un materiale poroso che tende ad assorbire i liquidi che entrano in contatto con la sua superficie, per questo va protetto con dei prodotti appositi; antidegrado ed antimacchia. È importante quindi evitare il ristagno dei liquidi sui piani e specialmente il contatto prolungato tra cemento e oggetti bagnati quali vasi, bottiglie, bicchieri o teli di plastica: una non corretta evaporazione dei liquidi può causare infatti macchie difficilmente removibili dai manufatti.

Eseguire una pulizia superficiale con l'utilizzo di una soluzione di acqua e detergente neutro con basso contenuto di cera (es. prodotti per pavimenti in marmo). Per macchie insistenti, è possibile utilizzare soluzioni che contengono ammoniaca/candeggina diluita al 10%, cioè 1 parte di candeggina su 10 parti di acqua.

Cement is a natural material and due to its nature it may present slight nuances and variations in its combination, which is a key characteristic of the material and production technology.

Fibres are a component of the cement mix and give the Ductal cement its extreme strength and flexibility.

If the chosen finish is highly polished, fibres may be visible on the surface and must be accepted as an intrinsic feature of the finish.

Cement top and flat surfaces, especially the large ones, are not perfectly flat due to the nature of the material and its craftsmanship.

Micro shrinkage cracks must be accepted as a natural phenomenon of the material's workmanship.

Small holes and bubbles may appear on the surface of cement products. They are a natural consequence of the production process and an integral part of the material's characteristics.

Their appearance and quantity varies from finish to finish.

Holes smaller than 4 mm in diameter are left as they are, while they are normally grouted when they exceed 5 mm in diameter.

Cement is a porous material that tends to absorb liquids which get in contact with its surface, which is why it must be protected with special products such as anti wear sealant and Anti stain sealant. It is therefore important to avoid the stagnation of liquids on the surfaces and especially the prolonged contact between cement and wet objects such as vases, bottles, glasses or plastic sheets: incorrect evaporation of liquids can cause stains that are difficult to remove.

Clean the surface with water and neutral detergent with a low content of wax (for ex. marble flooring products). Stubborn stains can be cleaned by using a solution containing 10% diluted ammonia/bleach, which is 1 part bleach for 10 parts water.

Materials



100% polyolefinic fabric FR, flammability class 1



Plain taupe



Mambo red



Marrone scuro
Dark brown



Grigio chiaro
Light grey



Grigio scuro
Dark grey



Mambo taupe



Tortora mélange
Mèlange dove



Nero
Black




Plain white



Mambo sand



Plain beige



Mambo
white-cool grey



Plain bordeaux



Plain mud



Bianco-fango
White-mud



Silver



Plain grey

Materials



100% polyolefinic fabric FR, flammability class 1



Plain ochre



Plain beige



White-Beige



Grigio scuro
Dark grey



Mèlange snowy



Plain white



Ocean blue



Beige



Mambo line pattern

Materials



100% pp fabric



Outcross olive



Bianco
White



Outmap sand



Rosa
Rose



Mèlange grigio chiaro
Light grey mèlange



Beige mèlange
Mèlange beige



Geometric



Diamond mesh



Geometric diamond



Blue



Blue square



Arabesque green



Outmap turquoise



Alga



Outmap plum



Outmap grey



Verde scuro
Daak green



Bianco
White



Mèlange grigio
Grey mèlange



Bianco-beige
White-beige

Materials



100% pp fabric



Verde
Green



Verde rigato
Stripe green



Bianco
White



Grigio ardesia
Slate grey



Sale e Pepe
Salt and pepper



Outmap blue



Grigio
Natural grey



Beige
Natural beige



Verde
Natural green



Avorio
Ivory

Materials



100% acrylic fabric, water repellent



Bianco
White



Pesca
Peach



Celeste ghiaccio
Blue ice



Grigio scuro
Dark grey




Cenere
Ash



Mimosa

Materials

60% textilene, 40 % polyester



Silver



Grigio scuro
Dark grey




Beige

Velvet 78% acrylic + 22% polyester



Verde antico
Antique green



Blu oceano
Ocean

Cura e manutenzione:

- Lavare a secco
- Utilizzabile qualsiasi solvente eccetto tricloroetilene
- Non stirare
- Non utilizzare l'asciugatrice

Care and Maintenance:

- Dry clean
- Do not iron
- Any solvent except trichlorethylene
- Do not tumble dry

Materials



100% fabric pl FR, flammability class 1



Twill black



Twill yellow



Black abstract



Twill beige



Twill red



Ocean pattern



City life pattern



Twill rust

Materials



100% PET recycled, flammability class 1



Iris deep ocean



Iris sea green



Iris steel blu



Iris sand



Iris white



93% pp recycled + 7% pl, fire retardant, water repellent



Taupe



Gray



Green pine

Materials



87% polyolefinic + 13 % acrylic



C141

Peach white



C142

Peach beige



Fabric 17% fr polyolefinic + 83% fr polyester



C143

Leaf beige



C144

Leaf zen



Fabric 47 % fr polyolefinic + 53% fr polyester



C97

Inkas bronze



C106

Inkas ivory



58% fr polyolefinic + 42 % fr polyester



C10

Archi white-brown



C71

Natural ivory



C77

Natural taupe



C80

Natural white-taupe

Materials



Fabric 28 % fr polyolefinic + 72% fr polyester



C114

Inkas pattern



87% polyolefinic + 8 % acrylic + 5 % polyester



C5

Mambo perla
Mambo pearl



C9

Mambo bianco
Mambo white

Materials

Leather 100 % outdoor



C133

Marrone
Brown



C134

Perla
Pearl

La pelle è realizzata secondo le più recenti BAT (Best Available Techniques) che garantiscono un'altissima sostenibilità e si distingue per le sue elevate qualità tecniche, che lo rendono ideale per l'impiego in arredo da esterno.

Origine: Pelli fresche di origine Europea, conciate e lavorate con processi sostenibili e in rispetto dell'ambiente.

Finitura: Pieno Fiore Pigmentato

Resistenza a: acqua marina, acqua clorata, maionese, ketchup, vino rosso, caffè, muffe

Cura e Manutenzione: Passare delicatamente un panno asciutto e morbido inumidito di soluzione igienizzante sul cuoio. Lasciare asciugare all'aria a temperatura ambiente, non forzare l'asciugatura con fonti di calore.

Certificazioni Ignifugo: NFPA 260 / CAL TB-117 / IMO 210 part 8 3.1/3.2 / FAR 12

The leather is made according to the most recent BAT (Best Available Techniques) which guarantee a very high sustainability and is distinguished by its high technical qualities, which make it ideal for use in outdoor furniture.

Origin: Raw hides of European origin, tanned and processed with sustainable processes in respect of the environment

Finishing: Pigmented Full Grain

Resistance to: sea water, chlorinated water, mayonnaise, ketchup, red wine, coffee, mold.

Care and Maintenance Gently wipe a dry and soft cloth moistened with sanitizing solution on the leather. Leave to air dry at room temperature, do not force drying with heat sources.

Certifications Flammability: NFPA 260 / CAL TB-117 / IMO 210 part 8 3.1/3.2 / FAR 12



Ecopelle 88% pvc + 6% polyester + 6% cotton FR, flammability class 1



CM1

Marrone chiaro
Light brown



CM2

Terra
Soil



CM3

Avorio
Ivory

Materials

Cover



Realizzato con un accoppiato in 3 strati. I due strati esterni sono di propilene ed hanno funzione sia estetica, sia di protezione della membrana interna. La membrana interna è il tessuto tecnico che svolge la maggior parte del lavoro e che ha le proprietà di permeabilità all'aria e impermeabilità. Lavaggio: acqua e sapone, no lavaggio a macchina o a secco.

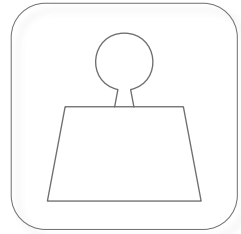
- Composizione tessuto: polipropilene
- Peso del tessuto: gr 170 circa
- Resistenza alla lacerazione (chiodo): N(MD) 180 - norma EN12310-1
- Resistenza alla penetrazione d'acqua: mm 1200 - norma EN 1928
- Permeabilità all'aria l/(mq-s): norma EDANA 140.2-99
- Trasmissione del vapore acqueo: Sd value m 0,051 - norma EN 12752.
- Protezione contro i raggi UV 500/1000 ore

It is made of three coupled layers. The external ones are made of propylene whose function is not only the aesthetic one, since it also protects the internal membrane. Such membrane is the technical fabric that plays the most important role: the permeability to air and the impermeability. Washing: to wash with soap and water, do not wash in washing machine or dry cleaning.

- Composition of the fabric: propylene
- Weight of the fabric: about gr 170
- Resistance to laceration (nail): N(MD) 180 - EN12310-1 Standard
- Resistant to water penetration: mm 1200 - EN 1928 Standard
- Resistance to air penetration l/(mq-s): EDANA 140.2-99 Standard
- Water vapor transmission: Sd value m 0,051 - regulation EN 12752.
- protection against UV 500/1000 hours

Materials information


Legenda / Legend



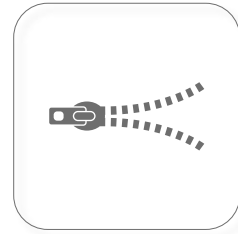
Peso netto KG
Net weight KG



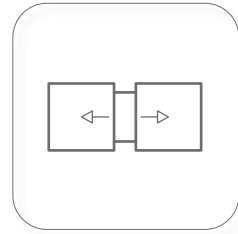
Unità per imballo
Unit for box



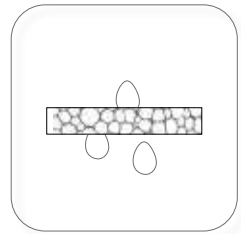
Resistente alle intemperie
Weather-resistant



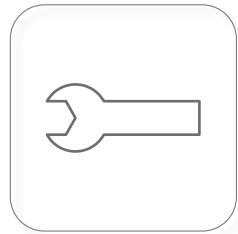
Cuscineria sfoderabile
Removable lining



Tavolo allungabile
Extending table



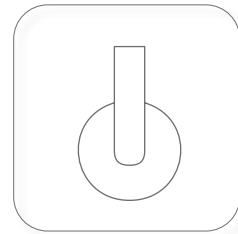
Imbottitura in dry foam
Quick dry foam padding



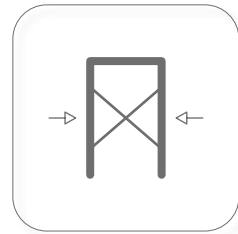
Articolo da assemblare
To assemble



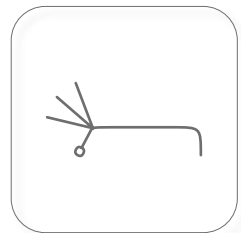
Impilabile
Stackable



Piedini con ruote
Feet with wheels



Pieghevole
Folding



Schienale reclinabile
Recliner backrest



Sedute per tavolo
Table seats




Provisto di illuminazione
With lighting system




Impilate a carrello
Stacked on trolley



Lavare a mano
Hand wash



Non asciugare a tamburo
Not machine dryable



Non lavare a secco
Not dry cleanable



Massima 110°
Max 110°



Non stirare
Do not iron



Non usare candeggina
Do not use bleach

Per ogni articolo sono indicate caratteristiche, dimensioni, peso, numero dei pezzi nell'imballo, materiali e colori.

For each item are provided features, sizes, weight, packaging, material, available colours.

CONDIZIONI GENERALI DI VENDITA

1. I colori, disegni e misure dei prodotti presenti nel catalogo sono indicativi. La Talenti Spa ha facoltà di eliminare o modificare i modelli delle proprie collezioni senza alcun preavviso.
2. I prezzi dei modelli standard sono espressi nello specifico listino prezzi fornito dall'azienda. Per quanto riguarda gli articoli su misura il preventivo verrà tempestivamente fornito dalla Talenti dietro richiesta del cliente.
3. L'acquirente è tenuto a controllare sempre la merce e ad indicare nel DDT la data di ricevimento, la persona che la riceve ed il timbro della ditta, nonché le eventuali anomalie nel materiale. Talenti Spa accetterà esclusivamente reclami presentati entro 5 (cinque) giorni dal ricevimento della merce.
4. La Talenti Spa con la consegna al vettore in nessun caso risponde dei rischi a cui la merce è sottoposta durante il trasporto. Quindi eventuali ammanchi, rotture, deterioramenti o manomissioni sono a totale carico dell'acquirente.
5. Gli ordini dovranno essere fatti per scritto utilizzando i codici, descrizioni e prezzo come da catalogo e listini prezzi relativi.
6. Per ogni controversia è competente il foro di Terni (Italia).

GENERAL CONDITIONS OF SALE

1. The colours, drawings and sizes of the products in this catalogue are approximate. Talenti Spa reserves the right to discontinue or change the models in its collections at any time without advance notice.
2. The prices of the standard models are expressed in the specific price list that Talenti Spa will provide. Concerning customized items the offer will be immediately made and provided by Talenti Spa on request of the customer.
3. The purchaser is always required to inspect the goods and indicate on the transport document the date of receipt, the person who received it and the company's stamp, as well as any anomalies found in the material. Talenti Spa will not accept any claims presented more than 5 (five) days after receipt of the goods.
4. Once Talenti Spa has delivered products to the carrier, it is no longer responsible for risks these are subject to during transport. The purchaser is thus totally responsible for any missing pieces, breakage, deterioration or tampering.
5. Orders must be in writing using the codes, descriptions and prices shown in the catalogue and price lists.
6. The Court of Terni (Italy) will be exclusively competent for any disagreements.

INFORMATIVA AI SENSI ART.13 D. Lgs. n. 196/03

"Codice in materia di protezione dei dati personali"
Il trattamento dei dati personali si svolge nel rispetto dei diritti e delle libertà fondamentali, con particolare riferimento alla riservatezza e al diritto alla protezione. Il trattamento viene effettuato per adempiere ad obblighi amministrativo-contabili e fiscali e per l'esecuzione degli obblighi contrattuali. I Vs. dati possono essere comunicati, oltre che a tutti gli incaricati del trattamento all'interno dell'azienda, a consulenti amministrativi, contabili e legali, ad Istituti Bancari.

Titolare del trattamento è TALENTI SPA avente sede legale in Strada Amerina km 4,5, 05022 - Amelia (Tr) - Italy
 Al Titolare del trattamento ci si potrà rivolgere per far valere i diritti previsti dall'art. 7 del D.Lgs 196/03.

NOTICE UNDER DL 196/2003, THE PRIVACY LAW

Your personal information will be handled with respect for your rights and fundamental liberties and with particular reference to confidentiality and the right of protection. Your information will be handled to fulfil our administrative, accounting and tax obligations and to fulfil our contractual obligations. In addition to the company's employees assigned to handle your information internally, it may also be communicated to administrative, accounting and legal consultants and to banks.

The owner of the information for handling purposes is Talenti spa, which is located at Strada Amerina km 4,5, 05022 - Amelia (Tr) - Italy
 You may contact the owner to assert your rights under article 7 of DL 196/2003.

© 2022/2023 - Talenti Spa - Prima edizione
Tutti i diritti riservati - All rights reserved

GRAPHIC DESIGN CONCEPT:
Studio Palomba Serafini Associati
Talenti Technical Department

GRAPHIC DESIGN EDITING:
Talenti Technical Department

PHOTOS:
Giordano Mocchegiani
Giordano Mocchegiani per Rplus
Roberto Sacchini

Karim Rashid by Mario Schmolka
Ramón Esteve by Alfonso Calza

DECOR:
Francesca Conti
Silvia Garattoni
Talenti Technical Department

POST PRODUCTION:
Area 453

SELECTION:
Studio 59

COPYWRITING:
Talenti Spa

PRINT:
Varigrafica srl

THANKS TO:
Paola Paronetto
Noleggio Cose
Serax
Cedit-Ceramiche d'Italia (Made in Florim)
Salvadori
Rina Menardi
Kristina Dam Studio
101 Copenhagen
Form and Refine
Agave Fioristi
Sheyn

Talenti Spa
Strada Amerina km 4,5
05022 - Amelia (Tr) - Italy
customerservice@talentispa.com
www.talentispa.com